



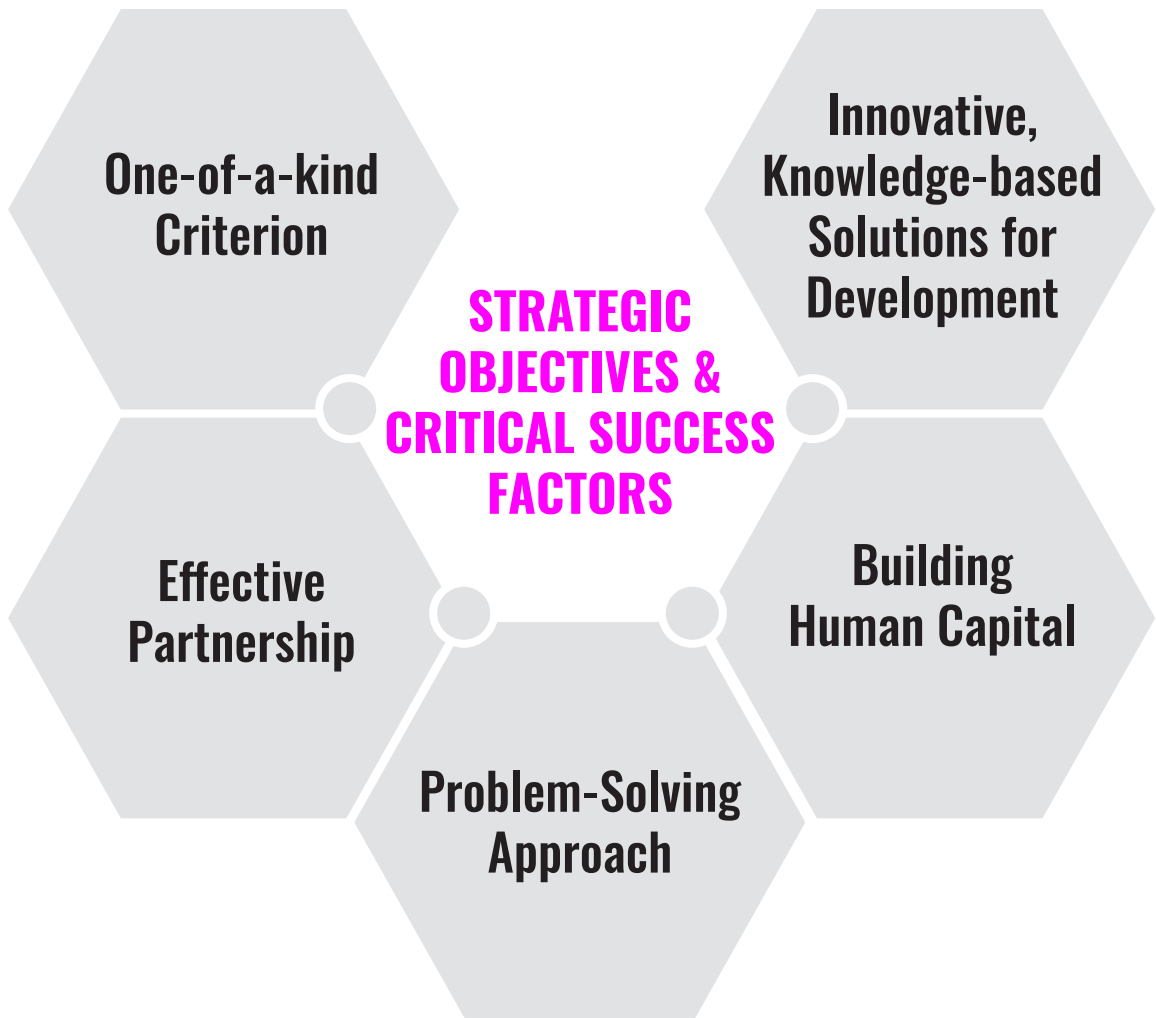
# Reaching the SDGs:

Progress of the IsDB Member Countries

Economic Research & Statistics

# WHO WE ARE

The Islamic Development Bank Institute is a Member of the Islamic Development Bank (IsDB) Group responsible for knowledge creation and dissemination in Islamic Economics and Finance and fostering the use of Islamic Finance to contribute to the sustainable development of IsDB Member Countries.



**Published by:**

Islamic Development Bank Institute (IsDBI)

8111 King Khalid St. Al Nuzlah Al Yamaniah Dist. Unit No.1, Jeddah 22332-2444

Kingdom of Saudi Arabia

Tel: (+966-12) 6361400 | Fax: (+966-12) 6378927

Email: [isdbi-info@isdb.org](mailto:isdbi-info@isdb.org) | Website: <https://isdbinstitute.org/>

DOI no. <http://doi.org/10.55780/Re23005>

**©Islamic Development Bank**

All rights reserved

The findings, interpretations and conclusions expressed in this publication do not necessarily reflect the views and policies of the Islamic Development Bank (IsDB) Group, including the Islamic Development Bank Institute (IsDBI), their Board of Governors, Board of Executive Directors, or the Governments they represent.

IsDB Group does not guarantee the accuracy of the data included in this publication and accepts no liability for any consequence of their use. This publication is provided without any warranty of any kind whatsoever, either express or implied.

The designations employed and the presentation of material in this publication do not imply the expression of any IsDB Group opinion concerning the legal status of any country, territory, area, city or area or of its authorities, or concerning the delimitation of its frontiers or boundaries. The use of maps, reference to a particular territory or geographic area, or by using the term "country" in this publication does not imply official endorsement or acceptance thereof by the IsDB Group nor does IsDB Group intend to make any judgements as to the legal or other status of any territory or area presented herein.

## Foreword

In recent years, the global landscape of international development has witnessed a series of crises, each leaving a profound impact on economies and populations worldwide. The COVID-19 pandemic and the ongoing crisis in Eastern Europe have significantly reshaped the international development agenda, necessitating adaptive responses and global cooperation on an unprecedented scale.

The 2030 global development agenda, encompassing the 17 Sustainable Development Goals (SDGs), was established to address critical global challenges, including poverty, inequality, climate change, environmental sustainability, economic growth, gender disparities, and more. This ambitious and universal agenda underscores the imperative of collective efforts and partnerships to achieve its objectives.

The Islamic Development Bank (IsDB) is firmly committed to advancing the SDGs in collaboration with governments, civil society organizations, international foundations, multilateral development banks, and United Nations agencies. IsDB recognizes its significant role in supporting Member Countries (MCs) on their SDG journeys, especially in the face of challenges like the COVID-19 pandemic and the ongoing Eastern Europe crisis. These crises have hindered progress toward improving living standards and achieving the SDGs, necessitating country-specific interventions and tailored support.

The “Reaching the SDGs: Progress of the IsDB Member Countries” report for 2023 serves as a vital tool to assess the status of MCs concerning the SDGs and identify specific priorities for each country. This report not only highlights the disparities in progress and challenges among MCs but also underscores the diverse needs and required responses. Even in cases where MCs share similar SDG challenges, such as those related to industry, innovation, infrastructure, and gender equality, variations in individual indicators and the extent of the challenges are readily apparent.

In summary, the IsDB group is confronted with a wide range of achievements and challenges across MCs and SDGs, demanding a collective effort to address them effectively. With this report as an invaluable resource, I am confident that the IsDB can offer evidence-based and targeted support to MCs, helping them overcome developmental obstacles and continue making substantial progress toward realizing the SDGs.

### **Dr. Sami Al-Suwailem**

Acting Director General, Islamic Development Bank Institute  
and Chief Economist, Islamic Development Bank Group

## Acknowledgements

This publication on Sustainable Development Goals was prepared by the Economic Research & Statistics (ERS) in the Islamic Development Bank Institute (IsDBI) under the strategic guidance and direction of Sami Al Suwailem (Acting Director General, IsDBI and Chief Economist IsDB Group) and Areef Suleman (Director, Economic Research & Statistics).

This report highlights the disparities among MCs progress and the challenges they face in achieving the SDGs. It is indicative of the diversity of needs and required responses.

**Author(s):** Arif Oduncu and Mohamed Elgoussi

**Peer Reviewers:** Musa J. Ibrahim, Cheikh A. Diop, Bukhari M. S. Sillah, Mustafa Yagci, Ismaeel Naiya, and Muhammad Zulkhibri

**Data Team:** Abu Camara, Ali Rashed and Novia Budi Parwanto

**Contributors:** Comments and suggestions from colleagues in various Departments/Units from IsDB Group have enhanced the overall quality of the publication.

**Administrative and Technical Assistance:** Abdul Rashid

**Desktop Publishing and Designing:** Taibah Sugati

## Table of Contents

### A. ACHIEVEMENTS AND CHALLENGES

1. Introduction .....	3
2. Where do IsDB MCs stand? .....	4
3. Regional Hub Insights .....	12
4. Summary .....	14

### B. ACHIEVEMENTS AND CHALLENGES IN FIGURES

1. Overall IsDB MCs Sustainable Development Goals .....	18
2. SDGs Achievement by Goals and by Member Countries .....	20
3. Regional Hubs SDGs .....	38
4. Country Profiles on SDGs .....	51

### C. Annex

Methodology .....	107
References .....	111

## Tables and Figures

### Part A: Achievements and Challenges

Figure 1– The Sustainable Development Goals (SDGs) .....	3
Figure 2– SDGs Achievement by 17 Goals (% Achievement) .....	5
Figure 3– Achievement by the Five Dimensions (5Ps) .....	5
Figure 4– Performance of the 17 SDGs .....	6
Table 1– Ratings and trends of SDG 9 indicators for the three lowest-performing MCs in SDG 9 .....	7
Table 2– Ratings and trends of SDG5 indicators for the three lowest-performing MCs in SDG5 .....	9
Table 3– Member Countries according to SDG trends .....	9
Table 4– The trends of SDG 5 for Guinea and SDG 9 for Afghanistan .....	10

### Part B: Achievement & Challenges in Figures

#### Part B-I: IsDB MCs Sustainable Development Goals

Figure I.1– IsDB SDG Achievement by 54 Member Countries .....	19
---	----

#### Part B-II: SDG Achievement by Goals and by Member Countries

Figure II.1 – Goal 1: No Poverty .....	21
Figure II.2 – Goal 2: Zero Hunger .....	22
Figure II.3 – Goal 3: Good Health and Well-being .....	23
Figure II.4 – Goal 4: Quality Education .....	24
Figure II.5 – Goal 5: Gender Equality .....	25
Figure II.6 – Goal 6: Clean Water and Sanitation .....	26
Figure II.7 – Goal 7: Affordable and Clean Energy .....	27
Figure II.8 – Goal 8: Decent Work and Economic Growth .....	28
Figure II.9 – Goal 9: Industry, Innovation and Infrastructure .....	29
Figure II.10 – Goal 10: Reduced Inequalities .....	30
Figure II.11 – Goal 11: Sustainable Cities and Communities .....	31
Figure II.12 – Goal 12: Responsible Consumption and Production .....	32
Figure II.13 – Goal 13: Climate Action .....	33
Figure II.14 – Goal 14: Life Below Water.....	34
Figure II.15 – Goal 15: Life on Land .....	35
Figure II.16 – Goal 16: Peace, Justice and Strong Institutions.....	36
Figure II.17 – Goal 17: Partnerships for the Goals .....	37

## Abbreviations and Acronyms

AfDB	African Development Bank
ICLEI	Local Governments for Sustainability
ICT	Information Communication Technology
IsDB	Islamic Development Bank
LDMCs	Least Developed Member Countries
MC	Member Country
MDGs	Millennium Development Goals
OECD	Organisation for Economic Co-operation and Development
RH	Regional Hub
SDGs	Sustainable Development Goals
SDSN	Sustainable Development Solutions Network
UAE	United Arab Emirates
UN ESCAP	United Nations Economic and Social Commission for Asia and the Pacific



## EXECUTIVE SUMMARY

**Reaching the SDGs: Progress of IsDB Member Countries** presents the information about IsDB Member Countries (MCs) progress towards the SDG targets as a group and its Regional Hubs (RHs) and 54 MCs, in which sufficient data is available. The assessment is based primarily on the data from Bertelsmann Stiftung, and Sustainable Development Solutions Network (SDSN). Some important findings from the report are as follows:

**Similar to other parts of the world, IsDB MCs still have a long way to go if they are to reach the SDG targets by 2030.** Overall SDG Index score stands at 62.6, indicating that the IsDB group has achieved slightly over sixty percent. Notably, the primary challenge lies within the Prosperity dimension of SDGs, particularly SDG 9 (Industry, Innovation, and Infrastructure), with an achievement rate of only 42%.

**However, whilst progress has been made, major challenges remain.** While progress has been made in certain areas such as Goal 13 (Climate Action) and Goal 12 (Responsible Consumption and Production), challenges persist in other goals, notably Goal 9 (Industry, Innovation, and Infrastructure) and Goal 5 (Gender Equality).

**In achieving SDG targets, there is wide variation among IsDB Member Countries** ranging from 45% (for Chad) to 74% (for Kyrgyz Republic). Furthermore, the priorities and challenges related to SDGs vary from country to country, underscoring the need for a tailored, country-focused approach in assisting MCs with their SDG initiatives.

**Despite existing disparities, there are some commonalities among MCs.** The most striking is that, in 25 MCs (out of 54 MCs), Goal 9 (Industry, Innovation and Infrastructure) is an urgent priority that needs to be addressed. In fact, there are only thirteen countries in which this goal is not considered as one of the three priority goals. Challenges faced by MCs are at different levels. For instance, among those 25 MCs with Goal 9 (Industry, Innovation and Infrastructure) as the first priority, the achievement of three MCs (Somalia, Chad, and Afghanistan) on this goal is lower than 10%.

**This report serves as a valuable tool for identifying and targeting MCs and SDG goals that require attention.** It suggests that, out of the 54 MCs with sufficient data, none can be deemed unsatisfactory (below 40%) in overall SDG achievement. However, 22 MCs exhibit lower-than-satisfactory achievement (below 60%). By utilizing SDG scores and trends, IsDB can focus on specific MCs and SDG goals. For example, six countries with achievement below 50%—Chad, Yemen, Somalia, Niger, Sudan, and Afghanistan—could be considered targeted MCs. These MCs, along with Goal 9 (Industry, Innovation, and Infrastructure), can serve as focal points for IsDB and its MCs' policymakers to make informed decisions toward accelerating progress on the 2030 SDG targets.

**In summary,** the report underscores that the most challenging dimension of SDGs for IsDB MCs is Prosperity, particularly Goal 9 (Industry, Innovation, and Infrastructure). Given that these sectors are fundamental to the development, the IsDB Group can strategically allocate its limited resources to improve these areas. Addressing Goal 9 directly contributes to enhancing other interconnected SDGs, thereby aiding MCs in addressing multiple challenges simultaneously.



**A**

## **Achievements and Challenges**



## 1. Introduction

In addition to economic growth, there are three other indicators of development, which need to be monitored over time to enable Islamic Development Bank (IsDB) to assess progress on economic development in its Member Countries (MCs) or Muslim communities in non-MCs. These indicators are related to poverty, income inequality and employment opportunities (Seers, 1969).

Acknowledging this, the concept of economic development also includes aspects such as health and sanitation, education, security and women’s empowerment, which have their corresponding indicators. Despite all of the above indicators of development, poverty has been the main source of concern since the early nineteenth century.

At a global level, the fight against poverty gained impetus with the launch of the Millennium Development Goals (MDGs) by the United Nations in 2000. The MDGs focused on ending poverty in its various dimensions. Initially MDGs had eight goals, 18 targets and 60 indicators to be attained in 2015. At later stages the targets and indicators were revised and grew to 34 targets with 60 indicators.

Building on the success and failure of the MDGs, on 25 September 2015, the 2030 Agenda for Sustainable Development, commonly known as the Sustainable Development Goals (SDGs), was adopted by world leaders at the United Nations, New York. The two main differences between the MDGs and SDGs are that (i) “while MDGs are only applied to developing countries, the SDGs applies universally to all UN member states, and (ii) SDGs are considerably more comprehensive and ambitious than the MDGs.” (ICLEI, 2015).

The SDGs consist of 17 Goals, starting with Goal 1 (No Poverty) and Goal 2 (Zero Hunger) and ending with Goal 16 (Peace, Justice and Strong Institutions) and Goal 17 (Partnerships for the Goals), alongside 169 targets. The number of targets per goal varies. For instance, Goal 1 (No Poverty) has seven targets, while Goal 8 (Decent Work and Economic Growth) has 12 targets.

Figure 1. The Sustainable Development Goals (SDGs)



### Why are the SDGs important?

This question has been raised on several occasions, and there are understandably multiple responses to it. In essence, the SDGs are important as they act as a powerful advocacy platform to support the implementation and monitoring of various development efforts for improving the welfare of the current generation without compromising the fate of those yet to come (ICLEI, 2015).

How far are the IsDB MCs from achieving the SDGs? Are MCs heading in the right direction? Which SDGs pose the biggest challenge for individual MCs? What should be the priority areas of intervention for individual MCs and their development partners?

These questions are important as they help to assess MCs' progress and how far they still have to go to achieve the SDGs. This report seeks to address these questions and provide further clarity on whether MCs are moving in the right direction. In addition, the pace towards an SDG target is critical as this information provides more crucial insight than merely a static perspective on the distance that needs to be covered.

### **Data Source, Country Coverage and Structure of the Report**

Since the adoption of the SDGs, various institutions such as the Bertelsmann Stiftung and Sustainable Development Solutions Network (SDSN), African Development Bank (AfDB), United Nations Economic and Social Commission for Asia and the Pacific (UN ESCAP), and Organisation for Economic Co-operation and Development (OECD) have published information on the progress of several countries around the world towards achieving the SDGs. Similarly, IsDB is now undertaking an annual review of the progress of its MCs on the SDGs using mostly the information provided by Bertelsmann Stiftung and the SDSN, whose data is deemed to be the most appropriate for IsDB MCs in particular.

The work and results of Bertelsmann Stiftung and the SDSN (2023) are used as they are the only source of information, which provides comprehensive information on the SDG index and associated trends at the country level for the majority of IsDB MCs (97 global indicators). African Development Bank (AfDB) (2019) provides such information for 26 IsDB MCs, whilst UN ESCAP (2020) (using 97 indicators) does not provide country level information (only subregional). OECD (2019) (using 132 indicators) produces distance to targets measure only for OECD countries. In addition, Bertelsmann Stiftung and the SDSN employ more comprehensive information in terms of the SDG Index and SDG Trend Dashboards, as well as the Rating and Trends of the indicators in each of the SDGs.

The report is structured in three parts. Part A provides the introduction and presents the main findings. Section I is the introduction and Section II highlights IsDB MCs' achievements on the SDGs as a group, covering issues on where IsDB MCs stand with respect to the SDG targets and achievement.

In Section III, country level performance is aggregated to the level of IsDB Regional Hub (RH). Section IV summarizes the main findings of the report. In Part B, the results are shown graphically, and a brief summary of the methodology adopted is provided in Part C.<sup>1</sup>

## **2. Where do IsDB MCs stand?<sup>2</sup>**

The available information shows that IsDB MCs as a group need to accelerate their development efforts if they are to attain the 2030 SDG goals and targets. IsDB MCs overall SDG Index score stands at 62.6, suggesting that IsDB as a group is over sixty percent to achieving the 17 SDGs.

The achievements on SDGs vary across the MCs, ranging from 45.3% for Chad (as the lowest achieving MC), 46.8% for Yemen (the second lowest) and 48.0% for Somalia (the third lowest) to 73.51% for Albania (the third highest achieving MC), 73.52% for Azerbaijan (the second highest) and 74.4% for the Kyrgyz Republic (the highest achiever).

However, compared to the disparities among IsDB MCs, wider variance of achievement on SDGs is found across the 17 Goals (Figure 2). The highest achievement (91.6%) is on Goal 13 (Climate Action), followed by Goal 12 (Responsible Consumption and Production) (91.2%). Meanwhile, the highest challenges faced by MCs are on Goal 9 (Industry, Innovation and Infrastructure) (42.3%) and Goal 5 (Gender Equality) (48.9%).

<sup>1</sup> More detailed discussion is provided in a separate Technical Note available on our website.

<sup>2</sup> Note that it is not the same with the simple average of the scores across 54 MCs (the discussion about this issue is provided in a separate Technical Note available on our website).

As expected, the achievements on SDGs differ between Least Developed Member Countries (LDMCs) and Non-LDMCs. While the achievement of LDMCs is only 56.7%, the achievement of Non-LDMCs is 8.3 percentage points higher (65.0%). However, on Goal 12 (Responsible Consumption and Production), Goal 13 (Climate Action), and Goal 14 (Life Below Water) the achievements of LDMCs are found to be higher.

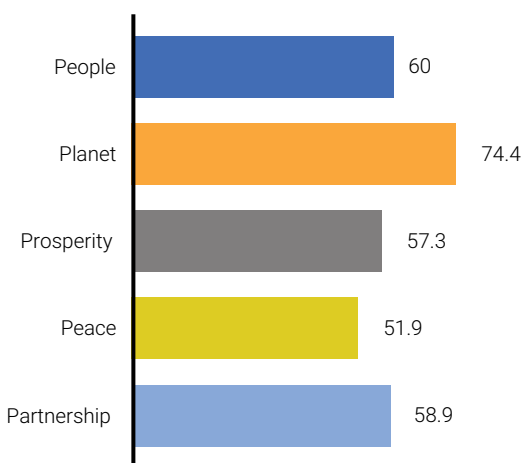
Figure 2. SDGs Achievement by 17 Goals (% Achievement)



Source: Authors' own calculation.

Viewed from the five dimensions of SDGs: People, Planet, Prosperity, Peace and Partnership (5Ps), there is a lower variation in the SDG Scores, ranging from 51.9% (Peace) and 74.4% (Planet) (Figure 3). Overall, IsDB MCs face the greatest challenges on the dimension of "Peace". IsDB MCs perform relatively well on Planet with their score standing at 74.4%, indicating an achievement of 74.4% or 25.6% distance from the target.

Figure 3. Achievements by the Five Dimensions (5Ps)



Source: Authors' own calculation.

This is probably related to the level of development in IsDB MCs and their subsequent environmental pollution.

The relatively high achievement on the Planet dimension is mostly related to the high achievement on SDG 13 (Climate Action) and SDG 12 (Responsible Consumption and Production). On SDG 13 (Climate Action), for instance, all IsDB MCs except Brunei, the United Arab Emirates (UAE), Bahrain, Kuwait, Oman, Saudi Arabia, Kazakhstan, Turkmenistan, and Malaysia's scores are above 80%, very satisfactory achievement. Meanwhile, on SDG 12 (Responsible Consumption and Production), 44 out of 54 MCs scored very satisfactory achievement (above 80%).

One possible explanation for such satisfactory achievements of all 54 MCs on SDG 13 (Climate Action), represented by three indicators, i.e. CO2 emissions from fossil and fuel combustion and cement production, CO2 emissions embodied in imports, and CO2 emissions embodied in fossil fuel exports, is the simple fact that most of the 54 MCs included in this report are still relatively at the early stages of development, partly reflected by their GDP per capita (current price).

As of 2022, the top 5 MCs on SDG 13 (namely Somalia, Niger, Uganda, Sierra Leone, and Sudan) have GDP per



capita in current prices still less than US\$1,120<sup>3</sup>, and all belong to LDMCs. As stated by Halkos (2011, p. 150), “economic development is associated with environmental pollution” through three different effects, namely “scale effect”, “composition effect” and “technical effect”. Obviously, these 5 countries have not faced these effects significantly due to the low level of economic development.

In addition, most manufacturing activities in the 34 MCs with achievement of at least 90% on SDG 13 (Climate Action) are still light manufacturing activities. These activities are less capital intensive and more consumer-oriented with less impact on the environment.

In contrast, high-income countries among IsDB MCs, such as Brunei, Kuwait, Saudi Arabia, and the UAE have low achievement on SDG 13 (Climate Action). The achievement of Brunei is only 1.3% and the UAE is 9.8%. While the achievements of Kuwait (32.4%) and Saudi Arabia (33.8%) are slightly higher, they are still in the Unsatisfactory level (20% up to 40%).

Using five classifications of the achievement of SDGs (Very Unsatisfactory, Unsatisfactory, Fair, Satisfactory and Very Satisfactory), overall IsDB MCs achievement by Goals is as follows: (Figure 4).

**Figure 4. Performance of the 17 SDGs**

Sustainable Development Goals	Performance
 	Very Satisfactory (80% and above)
     	Satisfactory (60% up to 80%)
        	Fair (40% up to 60%)
None	Unsatisfactory (20% up to 40%)
None	Very Unsatisfactory (less than 20%)

Source: Based on authors' own calculation.

Two SDG scores are dark green (Figure 4), indicating very satisfactory achievement, which are SDG 13 (Climate Action) and SDG 12 (Responsible Consumption and Production), while no SDG score is neither unsatisfactory nor very unsatisfactory.

Nine out of 17 SDGs are in the category of fair performance with an achievement ranging from 40% to 60%. Of the remaining SDGs, six SDGs, namely SDG 1 (No Poverty), SDG 4 (Quality Education), SDG 8 (Decent Work and Economic Growth), SDG 10 (Reduced Inequality), SDG 14 (Life Below Water), and SDG 15 (Life on Land) fall into category satisfactory (Figure 4).

As previously noted, there is wide variation on achievements across the 17 SDGs (Figure 2). The lowest achievement (indicating the biggest challenge) is on Goal 9 (Industry, Innovation and Infrastructure) with only 42.3% achievement. This goal underpins the key drivers of economic growth and development; thus, it is a cause for major concern for MCs and their development partners.

The second lowest achievement is on Goal 5 (Gender Equality) (48.9% achievement). Meanwhile, the highest achievement of 91.6% is for Goal 13 (Climate Action), followed by 91.2% for Goal 12 (Responsible Production and Consumption).

<sup>3</sup> IsDB. 2023. "IsDB Country Snapshot 2023 Q2".

Given the low overall performance on Goal 9 (Industry, Innovation and Infrastructure) and Goal 5 (Gender Equality), additional focus on these two goals is warranted.



The achievement for Goal 9 (Industry, Innovation and Infrastructure) for IsDB MCs is only 42.3%, indicating that there is still much work to be done in this area to reach the target (Figure 2). Of the 54 MCs in which data is available, there are 34 MCs which have scores lower than the overall IsDB achievement. In fact, there are three MCs (Somalia, Chad, and Afghanistan) with less than 10% achievement of this goal.

This is a major concern as this industry, innovation, and infrastructure are key drivers of economic growth and prosperity. Moreover, this SDG 9 (Industry, Innovation and Infrastructure) has a close relationship with several other SDG goals and targets, for instance, SDG 3 (Good Health and Well-Being), SDG 5 (Gender Equality), SDG 8 (Decent Work and Economic Growth) and SDG 4 (Quality Education).<sup>4</sup>

Thus, urgent action is required for these three MCs with achievement of less than 10% to enable them to make substantial progress towards attaining the targets for this particular goal.

Table 1 shows the ratings and trends of indicators of SDG 9 (Industry, Innovation and Infrastructure) in these three MCs with low performance (less than 10% achievement), namely Somalia, Chad, and Afghanistan.

The ratings of indicators show that all three countries face major challenges with Information Communication Technology (ICT) technology, as reflected by the proportion of population using the internet and mobile broadband subscriptions per 100 inhabitants (Table 1).

Moreover, rural population with access to all-season roads and the logistic performance in Somalia and Afghanistan requires additional attention. Major challenges also exist in innovation as reflected by low number of scientific and technical journal articles and low research and development expenditure.

Data indicating the trends of higher education universities and rural population with access to all-season roads indicators is unavailable in these three MCs. However, available data shows that the mobile broadband subscriptions, number of scientific and technical journal articles, and research and development expenditure have been stagnating in all three countries. For the trend indicator of the proportion of population using the internet, Somalia does not have available data, Niger has a moderately increasing trend, and Afghanistan has a stagnating trend. Meanwhile, decreasing trends in the logistics performance indicator are observed in Niger and Afghanistan.

**Table 1. Ratings and trends of SDG 9 indicators for the three-lowest performing MCs in SDG 9**

Indicators	Somalia	Niger	Afghanistan
<b>Rural population with access to all-season roads (%)</b>			
Rating	●	●	●
Trend	●	●	●
<b>Proportion of the population using the internet (%)</b>			
Rating	●	●	●
Trend	●	↗	→
<b>Mobile broadband subscriptions (per 100 inhabitants)</b>			
Rating	●	●	●
Trend	→	→	→

<sup>4</sup> See, for example, Mead (2017). "How Can Progress on Infrastructure, Industry and Innovation Contribute to Achieving the SDGs?"



Table 1. Ratings and trends of SDG 9 indicators for the three-lowest performing MCs in SDG 9

Indicators	Somalia	Niger	Afghanistan
<b>Logistics performance index</b>			
Rating	●	●	●
Trend	↗	↓	↓
<b>The Times Higher Education Universities Ranking</b>			
Rating	●	●	●
Trend	●	●	●
<b>Number of scientific and technical journal articles (per 1,000 population)</b>			
Rating	●	●	●
Trend	→	→	→
<b>Research and development expenditure (%)</b>			
Rating	●	●	●
Trend	→	→	→

Source: Bertelsmann Stiftung and Sustainable Development Solutions Network (2023).

Note:

Indicator rating: ● major challenges remain; ● significant challenges remain; ● challenges remain; ● SDG achieved; ● information unavailable.

Indicator trend: ↓ decreasing; → stagnating; ↗ moderately increasing; ↑ on track or maintaining SDG achievement; ● information unavailable.



The situation for Goal 5 (Gender Equality) is slightly better than for Goal 9 (Industry, Innovation and Infrastructure), with IsDB MCs recording an achievement score of 48.9% on Goal 5 (Figure 2). The lowest achievement on Goal 5 (Gender Equality) is 13.1% for Yemen and the highest achievement is 85.1% for Uzbekistan (Figure II.5 in Part B-II).

In sum, the variation across MCs for Goal 5 (Gender Equality), ranging from 13.1% for Yemen to 85.1% for Uzbekistan, is similar to that of Goal 9 (Industry, Innovation and Infrastructure), where scores range from 5.6% for Somalia to 88.3% for the UAE (Figure II.9 in Part B-II).

On this Goal 5 (Gender Equality), of the 54 MCs in which data is available, three MCs, namely Yemen, Somalia, and Guinea, have performance below 30% (Figure II.5 in Part B-II).

Table 2 provides information on the ratings and trends of indicators of SDG 5 (Gender Equality) for these three lowest-performing MCs in SDG 5 (namely Yemen, Somalia, and Guinea).

First, it is clear that for all three MCs in Table 2, either major or significant challenges remain in all indicators (Table 2).

Table 2. Ratings and trends of SDG5 indicators for three lowest-performing MCs in SDG5

Indicators	Yemen	Somalia	Guinea
<b>Demand for family planning satisfied by modern methods (% of females aged 15 to 49)</b>			
Rating	●	●	●
Trend	→	→	→
<b>Ratio of female-to-male mean years of education received (%)</b>			
Rating	●	●	●
Trend	↗	●	→
<b>Ratio of female-to-male labor force participation rate (%)</b>			
Rating	●	●	●
Trend	→	→	↓
<b>Seats held by women in national parliament (%)</b>			
Rating	●	●	●
Trend	→	↑	↓

Source: Bertelsmann Stiftung and Sustainable Development Solutions Network (2023).

Note:

Indicator rating: ● major challenges remain; ● significant challenges remain; ● challenges remain; ● SDG achieved; ● information unavailable.

Indicator trend: ↓ decreasing; → stagnating; ↗ moderately increasing; ↑ on track or maintaining SDG achievement; ● information unavailable.

Second, on trends, all three MCs show either decreasing or stagnating trends except in two situations. These two exceptions are: Yemen has a moderately-increasing trend for the Ratio of female-to-male mean years of education received and Somalia has an on-track trend for seats held by women in national parliament.

Thus, information indicates that these three (namely Yemen, Somalia, and Guinea) MCs need to pay greater attention to their development activities relating to SDG 5 (Gender Equality) and must further accelerate their development interventions to enable them to reach the 2030 targets.















## SDG Trends

Table 4 below provides a list of MCs according to four different SDG trends, namely (i) maintaining SDG achievement or on track, (ii) moderately increasing, (iii) stagnating and (iv) decreasing.<sup>5</sup>

Table 3. Member Countries according to SDG trends

Classification	Member Countries
At least one SDG trend is on track, or maintaining SDG achievement	All MCs except Burkina Faso, Cameroon, Comoros, Guinea, Mali, Mauritania, Nigeria, Senegal, Togo

<sup>5</sup> From the five classifications given in Bertelsmann Stiftung and SDSN (2023).

At least one SDG trend is moderately increasing	All MCs						
At least one SDG trend is stagnating	All MCs						
Decreasing SDG trends and countries							
	Afghanistan, Chad, Egypt, Somalia, Sudan, Yemen	Albania, Mali, Niger, Suriname	Burkina Faso	Benin	Djibouti, Lebanon, Morocco, Suriname, Turkmenistan	Mozambique	Burkina Faso, Iran, Niger
							
Lebanon, Sierra Leon, Syria	Lebanon	Bahrain, Brunei	Bangladesh, Comoros, Djibouti, Gambia, Guinea, Yemen	Algeria, Bahrain, Bangladesh, Cameroon, Djibouti, Iraq, Lebanon, Maldives, Mozambique, Nigeria, Qatar, Saudi Arabia, Somalia, Togo, Uganda, Yemen	Algeria, Bangladesh, Brunei, Chad, Comoros, Niger, Qatar, Saudi Arabia, Syria, Togo, Yemen	Yemen	

Source: Processed from Bertelsmann Stiftung and Sustainable Development Solutions Network (SDSN) (2023).

Of the 54 MCs for which data is available, all MCs except Burkina Faso, Cameroon, Comoros, Guinea, Mali, Mauritania, Nigeria, Senegal, and Togo have at least one SDG trend on track or maintaining SDG achievement. Meanwhile, all MCs have at least one SDG with a moderately increasing or stagnating trend. This information indicates that IsDB needs to play a greater role in assisting MCs to accelerate their development activities in the sectors in which their SDGs are either moderately increasing or stagnating in trends.

Looking at the SDG trends in more detail, Table 3 shows that there are 35 MCs out of 54 with at least one decreasing SDG trend. Altogether there are 14 Goals, in which there is at least one MC experiencing a decreasing SDG trend. This suggests that these 35 MCs need to step up their development initiatives to reverse the decreasing trend experienced in their SDGs. Indeed, it is not an easy challenge to deal with and requires special attention, as well as substantial human and capital resources.

On four SDGs, namely SDG 1 (No Poverty), SDG 14 (Life Below Water), SDG 15 (Life on Land), and SDG 16 (Peace and Justice Strong Institutions), there at least six MCs with decreasing trends, indicating that these SDGs require closer attention (Table 4). In addition, there are 5 MCs with decreasing trends in SDG 8 (Decent Work and Economic Growth) and 4 MCs with decreasing trends in SDG 4 (Quality Education). Meanwhile, for SDG 10 (Reduced Inequalities) and SDG 11 (Sustainable Cities and Communities), only three MCs experienced decreasing trends, while the decreasing trend is found in one or two MCs for SDG 6 (Clean Water and Sanitation), SDG 7 (Affordable and Clean Energy), SDG 9 (Industry, Innovation and Infrastructure), SDG 12 (Responsible Consumption and Production), SDG 13 (Climate Action), and SDG 17 (Partnerships).

To further highlight the indicators behind the decreasing trends, Table 4 provides the trends of indicators of SDG 5 for Guinea (four indicators) and SDG 9 for Afghanistan (seven indicators), as examples.

As regards of SDG 5 (Gender Equality), the decreasing trends for Guinea are the ratio of female-to-male labor force participation rate and the seats held by women in the national parliament (Table 4). The remaining trends have been stagnating. Thus, Guinea could investigate reasons behind the decreasing trend of these two indicators of SDG 5 (Gender Equality) in order to meet the 2030 targets.

Out of seven trend indicators of SDG 9 (Industry, Innovation and Infrastructure) for Afghanistan, data is available for five indicators. The proportion of the population using the internet, mobile broadband subscriptions, the number of scientific and technical journal articles, and the research and development expenditure in Afghanistan have been stagnating. In contrast, Afghanistan has a decreasing trend in the Logistic Performance Index. This indicates that progress has not been in the right direction or in the required pace of movement (Table 4).

**Table 4. The trends of SDG 5 for Guinea and SDG 9 for Afghanistan**

SDG and Indicators	SDG5	SDG9
	Guinea	Afghanistan
<b>SDG 5-Gender Equality</b>		
Demand for family planning satisfied by modern methods (% of females aged 15 to 49)	→	
Ratio of female-to-male mean years of education received (%)	→	
Ratio of female-to-male labor force participation rate (%)	↓	
Seats held by women in national parliament (%)	↓	
<b>SDG 9 – Industry, Innovation and Infrastructure</b>		
Rural population with access to all-season roads (%)		●
Proportion of the population using the internet (%)		→
Mobile broadband subscriptions (per 100 inhabitants)		→
Logistics performance index		↓
The Times Higher Education Universities Ranking		●
Number of scientific and technical journal articles (per 1,000 population)		→
Research and development expenditure (%)		→

Source: Bertelsmann Stiftung and Sustainable Development Solutions Network (SDSN) (2023).

Note: Indicator rating: ● major challenges remain; → significant challenges remain; ● challenges remain; ● SDG achieved; ● information unavailable.

The above information gives a clear indication that strong and sustained efforts are indeed required to cope with all the above decreasing SDG trends. In short, if IsDB and MCs’ efforts fall short of what is required, then it is very likely that all 35 MCs with at least one decreasing SDG trend will be unable to reach the targets by 2030.

### 3. Regional Hub Insights<sup>6</sup>

According to IsDB country groupings, there are 10 Regional Hubs, in addition to the Gulf Cooperation Council (GCC) and Yemen (see Table M2 in the Methodology part of this report). On the whole, existing information shows that there is smaller variation in the SDG scores across the 11 Hubs (GCC and Yemen is also considered to be a Hub) compared to across MCs. The lowest achievement is in the Kampala (Uganda) Hub with 53.0%, while the highest achievement is in the Almaty (Kazakhstan) Hub with 71.1%.

#### Abuja (Nigeria) Hub

The Abuja (Nigeria) Hub MCs' achievement is very low (53.4%) compared to the overall performance of IsDB MCs (62.6%), and this Hub ranks 10<sup>th</sup> out of 11 hubs. Note that there are eight countries which are included in this Hub, namely Nigeria, Benin, Burkina Faso, Cameroon, Chad, Gabon, Niger and Togo.

Of the 5P's dimension of SDGs, the achievement of the MCs in this Hub could be considered satisfactory on only the Planet dimension. On the remaining dimensions, while the achievement is fair on the People, Prosperity, and Partnership dimensions, it is unsatisfactory on the Peace dimension. On the specific SDGs, the Abuja (Nigeria) Hub faces the greatest challenge on SDG 7 (Affordable and Clean Energy) (24.7%). The other two Goals with low achievement are (in the order of priority) SDG 9 (Industry, Innovation and Infrastructure) (33.5%) and SDG 11 (Sustainable Cities and Communities) (32.4%).

#### Almaty (Kazakhstan) Hub

The Almaty (Kazakhstan) Hub (comprising Kazakhstan, Kyrgyz Republic, Tajikistan, Turkmenistan, and Uzbekistan) is at 71.1% of achievement which is relatively much higher than the overall performance of IsDB MCs (62.6%). The Hub ranks 1<sup>st</sup> out of 11 hubs and its achievement could be considered satisfactory on four (Prosperity, Planet, Peace and People) out of the five dimensions.

On the goals, the Almaty (Kazakhstan) Hub faces the highest challenge on only one particular goal, namely SDG 9 (Industry, Innovation and Infrastructure) (37.3%). Very Satisfactory achievements are noted for five SDGs, namely SDG 4 (Quality Education), SDG 10 (Reduced Inequality), SDG 11 (Sustainable Cities and Communities), SDG 12 (Responsible Consumption and Production), and SDG 13 (Climate Action).

#### Ankara (Türkiye) Hub

The performance of the MCs in the Ankara (Türkiye) Hub (comprising six countries, Türkiye, Albania, Iran, Afghanistan, Pakistan, and Azerbaijan) (62.6%) is the same as the overall performance of IsDB MCs, with the Hub ranking 7<sup>th</sup> out of 11 hubs. This Hub MCs' achievement could be considered satisfactory on the People, Planet, and Partnership dimensions. On the remaining two dimensions (Prosperity and Peace), the achievement could be considered fair. On the specific SDGs, the Ankara (Türkiye) Hub faces the greatest challenge on SDG 5 (Gender Equality), followed by SDG 9 (Industry, Innovation and Infrastructure). The two Goals having the highest achievements in the Ankara (Türkiye) Hub are SDG 12 (Responsible Consumption and Production) and SDG 13 (Climate Action).

#### Cairo (Egypt) Hub

The performance of the MCs in Cairo (Egypt) Hub (consisting of six MCs, Egypt, Iraq, Jordan, Lebanon, Sudan, and Syria) (63.6%) is slightly above the overall performance of IsDB MCs (62.6%), and Cairo (Egypt) Hub ranks 6<sup>th</sup> out of 11 hubs. On the 5Ps dimension, the achievement of the MCs in this Hub is the highest on Planet (71.8%) and the lowest on Peace (56.5%). In terms of the goals, the leading challenges (in the order of priority) the MCs in this Hub face as a group are on SDG 9 (Industry, Innovation and Infrastructure), followed by SDG 5 (Gender Inequality) and SDG 2 (Zero Hunger). Among the 17 SDGs, the group of MCs in this Hub attained the highest achievement on SDG 13 (Climate Action).

<sup>6</sup> The information on the Hubs is presented in Part B-III.

### Dakar (Senegal) Hub

The Dakar (Senegal) Hub (consisting of six MCs, Senegal, Côte d'Ivoire, Gambia, Guinea, Mali and Sierra Leone) performs better (59.3%) than the Abuja (Nigeria) Hub (53.4%) and Kampala (Uganda) Hub (53.0%), although it is still below the overall performance of IsDB MCs (62.6%). It ranks 9<sup>th</sup> out of 11 hubs. This Hub's achievement could be considered very satisfactory on only the Planet dimension. On the remaining four dimensions (Partnership, People, Prosperity and Peace), the achievement could be considered fair. On the goals, the Hub faces major challenges, in particular on SDG 9 (Industry, Innovation and Infrastructure) (26.0%), followed by SDG 4 (Quality Education) (35.6%) and SDG 7 (Affordable and Clean Energy) (36.8%). This Hub performs high on both SDG 13 (Climate Action) (98.3%) and SDG 12 (Responsible Consumption and Production) (95.6%).

### Dhaka (Bangladesh) Hub

The performance of the Dhaka (Bangladesh) Hub (consisting of Bangladesh and Maldives) is 65.9%, slightly higher than the overall IsDB MCs' achievement of 62.6%, and it ranks 5<sup>th</sup> out of 11 hubs. On 5Ps dimensions, the achievement of this Hub could be considered satisfactory on two dimensions (People and Planet) and fair in three dimensions (Prosperity, Partnership, and Peace).

However, this Hub still has to improve on a number of goals, particularly on SDG 9 (Industry, Innovation and Infrastructure) (41.0% achievement) and SDG 17 (Partnerships for the Goals) (44.5% achievement).

### Gulf Cooperation Council (GCC) and Yemen

Gulf Cooperation Council (GCC) and Yemen Hub consists of Saudi Arabia, Kuwait, Qatar, Bahrain, Oman, Yemen and the UAE, and it ranks 8<sup>th</sup> out of 11 hubs with the performance of 60.1%. On the 5P dimension, GCC and Yemen faces high challenges on the People dimension in which the achievement performance is 56.4%, while the highest score in the Partnership dimension. On the goals, the leading challenges (in order of priority) the Hub face as a group are SDG 5 (Gender Equality), SDG 2 (Zero hunger), and SDG 6 (Clean Water and Sanitation). However, this Hub has the highest score in SDG 12 (Responsible Consumption and Production) with the achievement score at 75.4%.

### Jakarta (Indonesia) Hub

The Jakarta (Indonesia) Hub (representing Brunei and Indonesia) performs better (70.1%) than the overall performance of IsDB MCs (62.6%), and it ranks 3<sup>rd</sup> out of 11 hubs. Having 60% achievement as the minimum standard, the achievement of the MCs in this Hub could be considered satisfactory on four dimensions (Planet, People, Prosperity and Peace). On the remaining dimension (Partnership), the achievement could be classified as fair.

On the specific SDGs, the Jakarta (Indonesia) Hub faces the greatest challenges on SDG 15 (Life on Land), SDG 17 (Partnerships for the Goals), and SDG 9 (Industry, Innovation and Infrastructure). On nine SDGs (SDGs 2, 3, 5, 6, 7, 8, 11, 14, and 16), the Hub MCs' achievement could be considered satisfactory. Very Satisfactory achievements are noted for four SDGs, namely SDG 1 (No Poverty), SDG 4 (Quality Education), SDG 12 (Responsible Consumption and Production), and SDG 13 (Climate Action).

### Kampala (Uganda) Hub

The performance of the Kampala (Uganda) Hub (consisting of Comoros, Uganda, Djibouti, Mozambique, and Somalia) is much lower (53.0%) than the overall performance of IsDB MCs (62.6%), with the Hub ranking 11<sup>th</sup> out of 11 hubs. This Hub's achievement could be considered satisfactory only on the Planet dimension. On the remaining dimensions (Partnership, Peace, People, and Prosperity), the achievement could be considered fair.

On the goals, in the Kampala (Uganda) Hub, SDG 1 (No Poverty) is the most challenging goal with achievement at only 16.2%, followed by SDG 9 (Industry, Innovation and Infrastructure) (20.6%) and SDG 10 (Reduced



Inequalities) (36.7%). This Hub performs high on SDG 13 (Climate Action) (99.0%) and SDG 12 (Responsible Consumption and Production) (96.3%).

### Paramaribo (Suriname) Hub

Similar to the Dhaka (Bangladesh) Hub, the Paramaribo (Suriname) Hub consists of only two MCs (Suriname and Guyana), and it ranks 4<sup>th</sup> out of 11 hubs with the performance of 67.8%. Using the 60% achievement as the minimum standard, the achievement of the MCs in this Hub could be considered satisfactory on all dimensions of the 5Ps except the Peace dimension. On the goals, the top three priority goals for the Paramaribo (Suriname) Hub are (in order of priority) SDG 9 (Industry, Innovation and Infrastructure) (38.5%), SDG 14 (Life Below Water) (54.1%), and SDG 16 (Peace, Justice, and Strong Institutions) (59.2%). However, this Hub performs very satisfactory on SDG 1 (No Poverty) and SDG 13 (Climate Action).

### Rabat (Morocco) Hub

The performance (70.4%) of the MCs in the Rabat (Morocco) Hub (comprising four countries, Morocco, Algeria, Mauritania and Tunisia) ranks 2<sup>nd</sup> out of 11 hubs. Using the 60% achievement as the minimum standard, this achievement of the MCs in the Rabat (Morocco) Hub could be considered satisfactory on all dimensions of the 5Ps.

However, the Rabat (Morocco) Hub MCs, as a group, faces a serious challenge on SDG 5 (Gender Equality). The other goal requiring development acceleration is SDG 9 (Industry, Innovation and Infrastructure). The Goals with highest achievements in the Rabat (Morocco) Hub are SDG 1 (No Poverty) (94.0%), SDG 13 (Climate Action) (91.7%), and SDG 12 (Responsible Consumption and Production) (89.7%).

## 4. Summary

Ultimately, it must be recognized that IsDB MCs as a whole still have a long road ahead if they wish to achieve the SDG targets by 2030. Overall, the achievement of IsDB MCs on SDGs stands at 62.6%, indicating that MCs are slightly over the sixty percent towards meeting the targets. Of the 54 MCs for which sufficient data is available, there is no MC which could be considered unsatisfactory (below 40%) in terms of overall SDG achievement. However, there are still twenty-two MCs with lower than satisfactory achievement (below 60%). In fact, out of these twenty-two MCs, there are only six countries with achievement below 50%, namely (in order of priority, from lowest score to highest) Chad, Yemen, Somalia, Niger, Sudan, and Afghanistan.

In achieving SDG targets, there is a wide variation among IsDB Member Countries. As expected, achievements on SDGs among IsDB MCs vary from 45.3% for Chad and 46.8% for Yemen to 73.5% for Azerbaijan and 74.4% for the Kyrgyz Republic. This reflects the need for IsDB to adopt a country-focused approach when assisting its MCs to accelerate their development activities towards achieving the SDG goals and targets. In addition, it is important to note that SDG priorities are different from country to country.

Progress on the goals have been diverse. Despite high achievement on Goals 13 (Climate Action) and Goal 12 (Responsible Consumption and Production), challenges remain on a number of goals, such as Goal 9 (Industry, Innovation and Infrastructure) and Goal 5 (Gender Equality).

In addition to disparities among MCs, achievements also vary across the goals. Based on the scores for the 17 SDGs, IsDB MCs' achievements range from 42.3% for SDG 9 (Industry, Innovation and Infrastructure) to 91.6% for Goals 13 (Climate Action). There are nine SDGs (9, 5, 16, 7, 11, 3, 2, 17, and 6) with an achievement score of less than 60%.

Despite existing disparities, there are some commonalities among MCs. The available information shows that SDG challenges vary across MCs. However, there are still some commonalities observed. The most striking is that, in 25 MCs (out of 54 MCs), Goal 9 (Industry, Innovation and Infrastructure) is an urgent top priority that needs to be addressed. In fact, there are only thirteen countries (Bahrain, Brunei, Iran, Jordan, Kuwait, Lebanon, Malaysia, Nigeria, Oman, Qatar, Saudi Arabia, Türkiye, and the UAE) in which this goal is not considered as one of the three priority goals.

Challenges faced by MCs are at different levels. Although many MCs face similar challenges, the levels of challenge still vary. For instance, among those 25 MCs with Goal 9 (Industry, Innovation and Infrastructure) as the first priority, the achievement of three MCs (Somalia, Chad, and Afghanistan) on this goal is lower than 10%.

### **Which IsDB MCs to target and on which goals?**

There are many ways this report can be used to help identify targeted MCs and/or Goals. The targeting could be done either using SDG Scores/ Achievements and/or Trends. It may be noted that it is not within the scope of the report to advocate either approach or even targeting of interventions. However, for further policy and analytical work, the options are highlighted below.

If the SDG Scores/Achievements are used, then targeting can be carried out by using one of the following two approaches, namely selecting either (i) MCs with low achievement and then focusing on their SDGs with low scores or (ii) SDGs with low achievement and then focusing on MCs with low scores. Both approaches may lead to different ways of targeting countries and challenging the SDGs.

Using the first approach, out of the 54 MCs for which sufficient data is available, in terms of overall SDG achievement, there is no MC which could be considered unsatisfactory (below 40%). However, there are still 22 MCs with below satisfactory achievement (less than 60%). In fact, out of these 22 MCs, there are only six MCs with less than 50% achievement, namely (in order of priority) Chad, Yemen, Somalia, Niger, Sudan, and Afghanistan, which could be considered as targeted MCs. Within each of these countries, some SDGs could be selected as challenging goals. For instance, for Chad, the following three SDGs are the most challenging; SDG 7 (Affordable and Clean Energy), SDG 9 (Industry, Innovation and Infrastructure), and SDG 4 (Quality Education). For Somalia, the three challenging goals are SDG 9 (Industry, Innovation and Infrastructure), SDG 1 (No Poverty), and SDG 3 (Good Health and Well-being). For Sudan, the three challenging goals are SDG 9 (Industry, Innovation and Infrastructure), SDG 2 (Zero Hunger), and SDG 4 (Quality Education).

Using the second approach, there are two SDGs with achievement of less than 50%, namely (in order of priority) SDG 9 (Industry, Innovation and Infrastructure) and SDG 5 (Gender Equality). These two SDGs are the most challenging among 17 SDGs. Then within each of the two SDGs, some MCs with low achievement could be chosen as targeted MCs. For instance, under SDG 9 (Industry, Innovation and Infrastructure), the three targeted MCs are Somalia, Chad, and Afghanistan while under SDG 5 (Gender Equality), the three targeted MCs are Yemen, Somalia, and Guinea.

Another possible approach is to use both ranking of MCs and ranking of SDGs for selecting targeted MCs and challenging SDGs. However, this approach will not provide better targeting results, as the priorities of challenging SDGs in each MC will not be the same with the priorities based on SDGs overall ranking. For instance, based on overall SDG Score, Chad is the lowest achieving MC, but its lowest SDG score is not SDG 9 (Industry, Innovation and Infrastructure) (which is the highest priority based on overall SDG ranking) but SDG 7 (Affordable and Clean Energy). Similarly, Yemen, which is the second lowest achieving MC, with its lowest SDG score is also not on SDG 9 (Industry, Innovation and Infrastructure), but on SDG 1 (No Poverty). Another example is, Somalia, which is the third lowest achieving MC, with its second lowest SDG score is not on SDG 5 (which is the second highest priority based on overall SDG ranking), but on SDG 1 (No Poverty).

In conclusion, the simple options available are approach 1 and approach 2, which is a common phenomenon of targeting a specific issue.<sup>7</sup> However, for a country-based approach, the more plausible option would be to use the first approach. Targeted MCs (as a group) can be selected based on overall SDG achievement and then focus on SDGs with low scores or those with slow progress trend (or both).

<sup>7</sup> Issues in targeting is given in a separate Technical Note available on our website





# B

## Achievements and Challenges in Figures

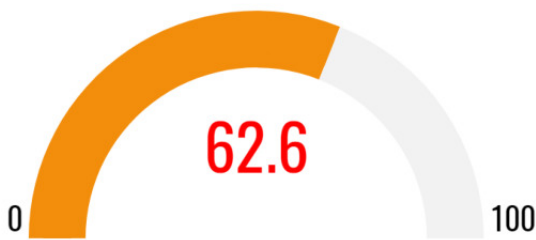
**B - 1**

**Overall IsDB MCs Sustainable  
Development Goals**

# Islamic Development Bank MCs

SDG INDEX 2023

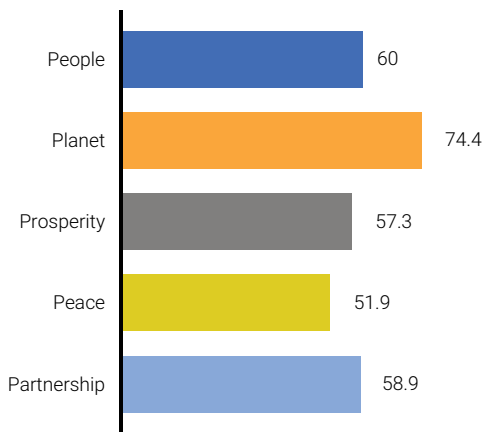
Overall IsDB Score



## Highlights

- ▶ The available information shows that IsDB MCs as a group need to accelerate their development efforts if they are to attain the 2030 SDG goals and targets. IsDB MCs overall SDG Index score stands at 62.6, suggesting that IsDB as a group is over sixty percent to achieving the 17 SDGs.
- ▶ Whilst progress has been made, major challenges remain. Despite high achievement on some goals, such as Goal 13 (Climate Action) and Goal 12 (Responsible Consumption and Production), progress on others, particularly Goal 9 (Industry, Innovation and Infrastructure) and Goal 5 (Gender Equality) are less satisfactory.
- ▶ In achieving SDG targets, there is wide variation of achievements among IsDB Member Countries, ranging from 45.3% (for Chad) to 74.4% (for the Kyrgyz Republic).

5 Dimensions, by Achievement (%)



Overall SDG Achievement (%) per Goal



SDG Score Country Ranking

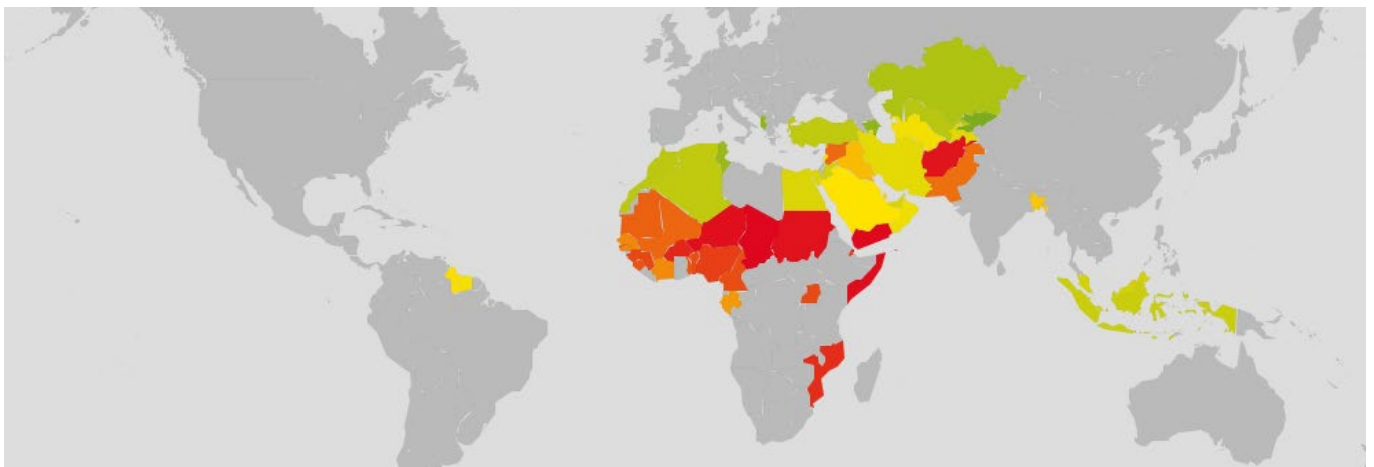
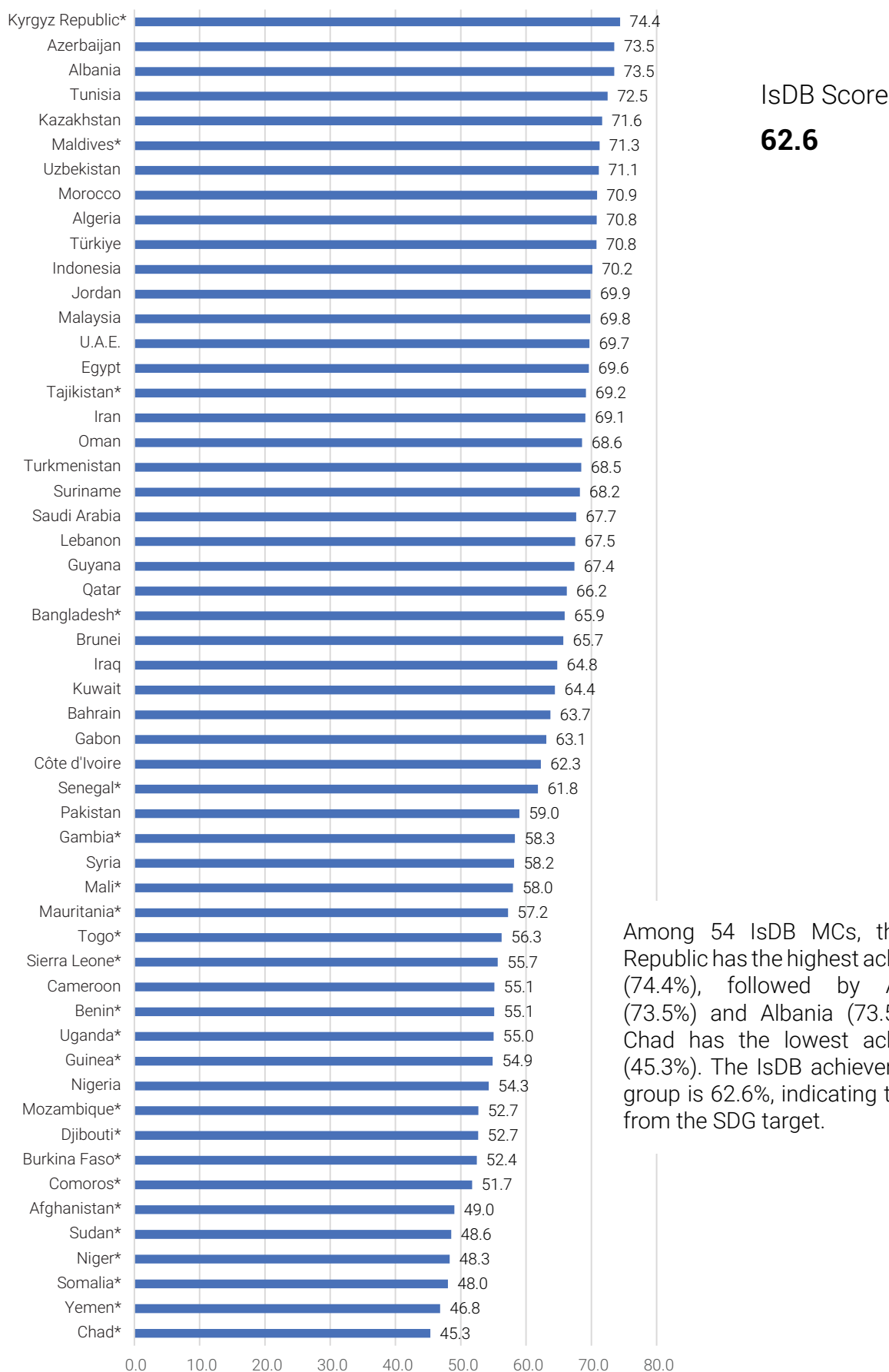


Figure I-1. IsDB SDG Achievement by 54 Member Countries



Among 54 IsDB MCs, the Kyrgyz Republic has the highest achievement (74.4%), followed by Azerbaijan (73.5%) and Albania (73.5%), while Chad has the lowest achievement (45.3%). The IsDB achievement as a group is 62.6%, indicating that 37.4% from the SDG target.

\*Least Developed Member Countries (LDMCs)





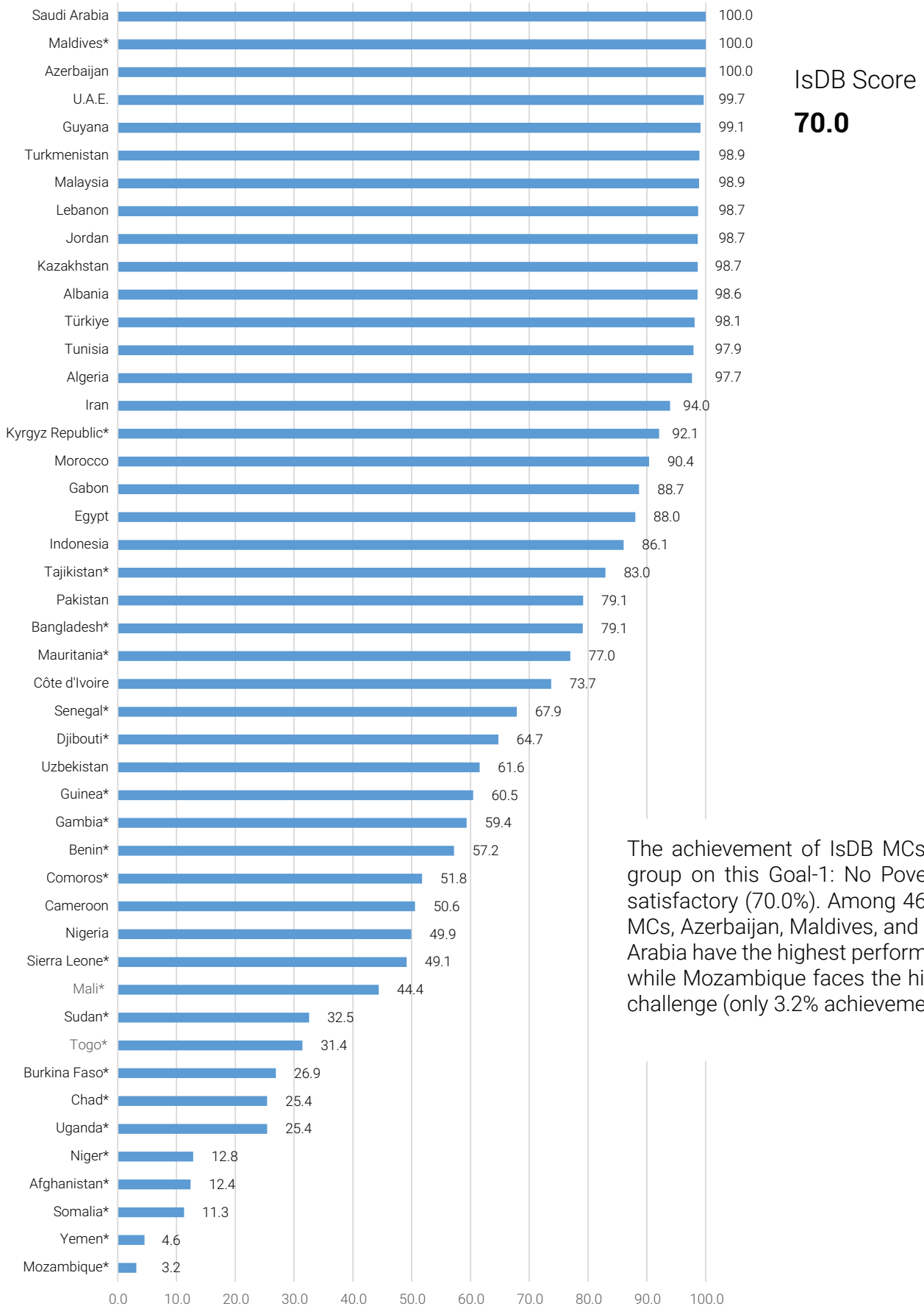
# B - 2

## SDGs Achievement by Goals and by Member Countries



Figure II-1. Goal 1: No Poverty

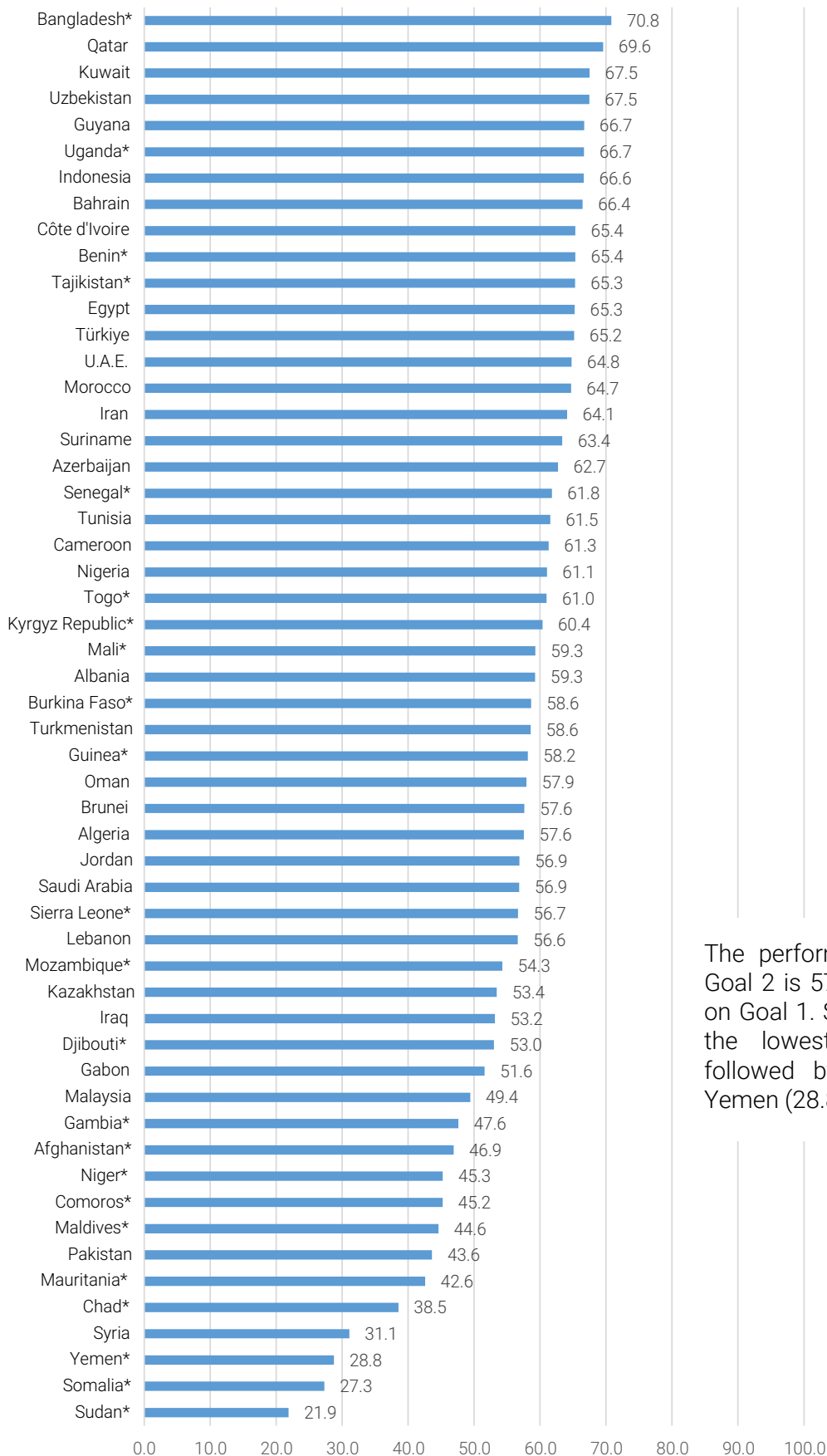
Achievement and Ranking of 46 IsDB Member Countries



\*Least Developed Member Countries (LDMCs)

Figure II-2. Goal 2: Zero Hunger

Achievement and Ranking of 54 IsDB Member Countries



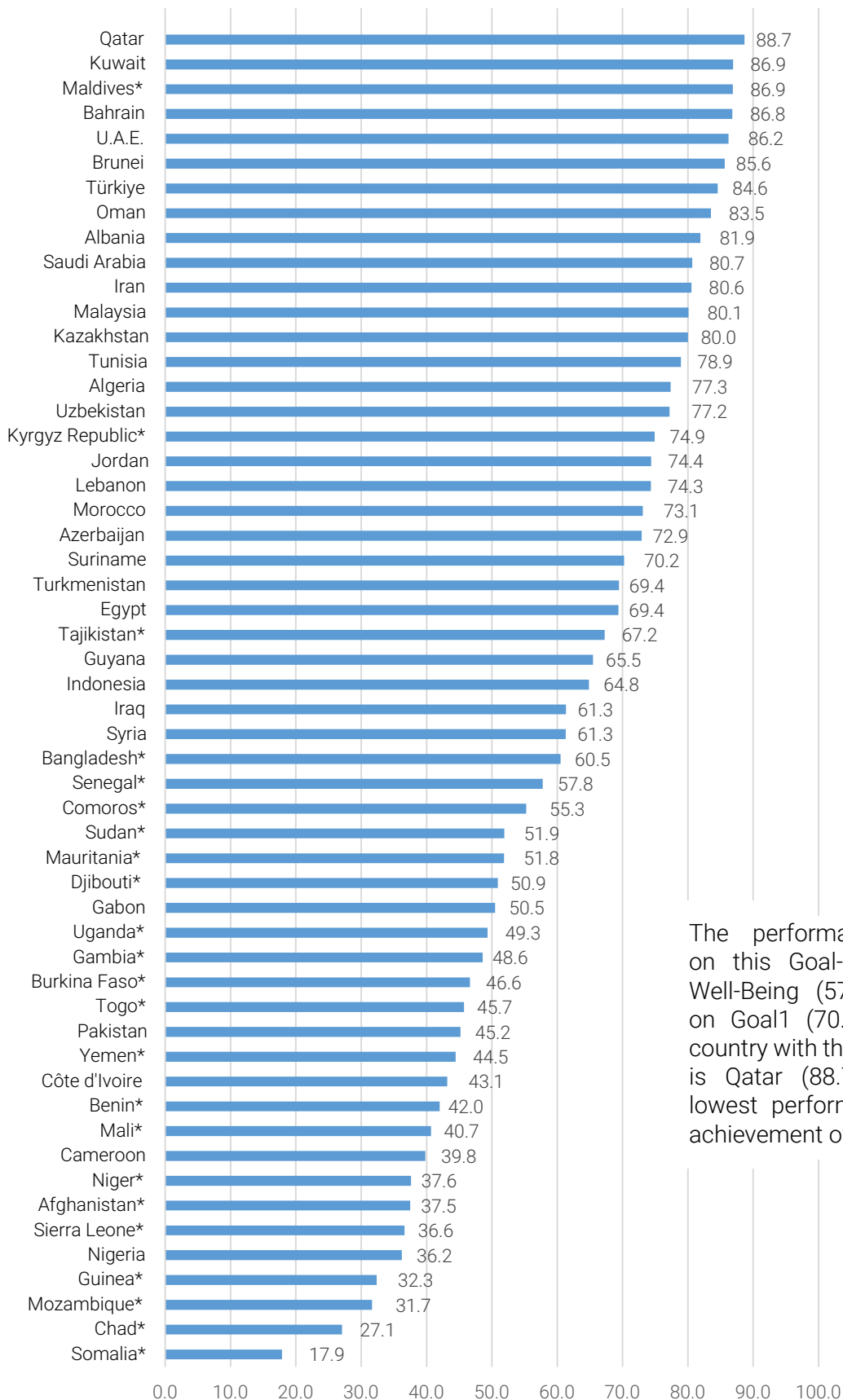
IsDB Score  
**57.9**

The performance of IsDB MCs on Goal 2 is 57.9%, which is lower than on Goal 1. Sudan is the country with the lowest achievement (21.9%), followed by Somalia (27.3%) and Yemen (28.8%).

\*Least Developed Member Countries (LDMCs)

Figure II-3. Goal 3: Good Health and Well-Being

Achievement and Ranking of 54 IsDB Member Countries



IsDB Score  
**57.5**

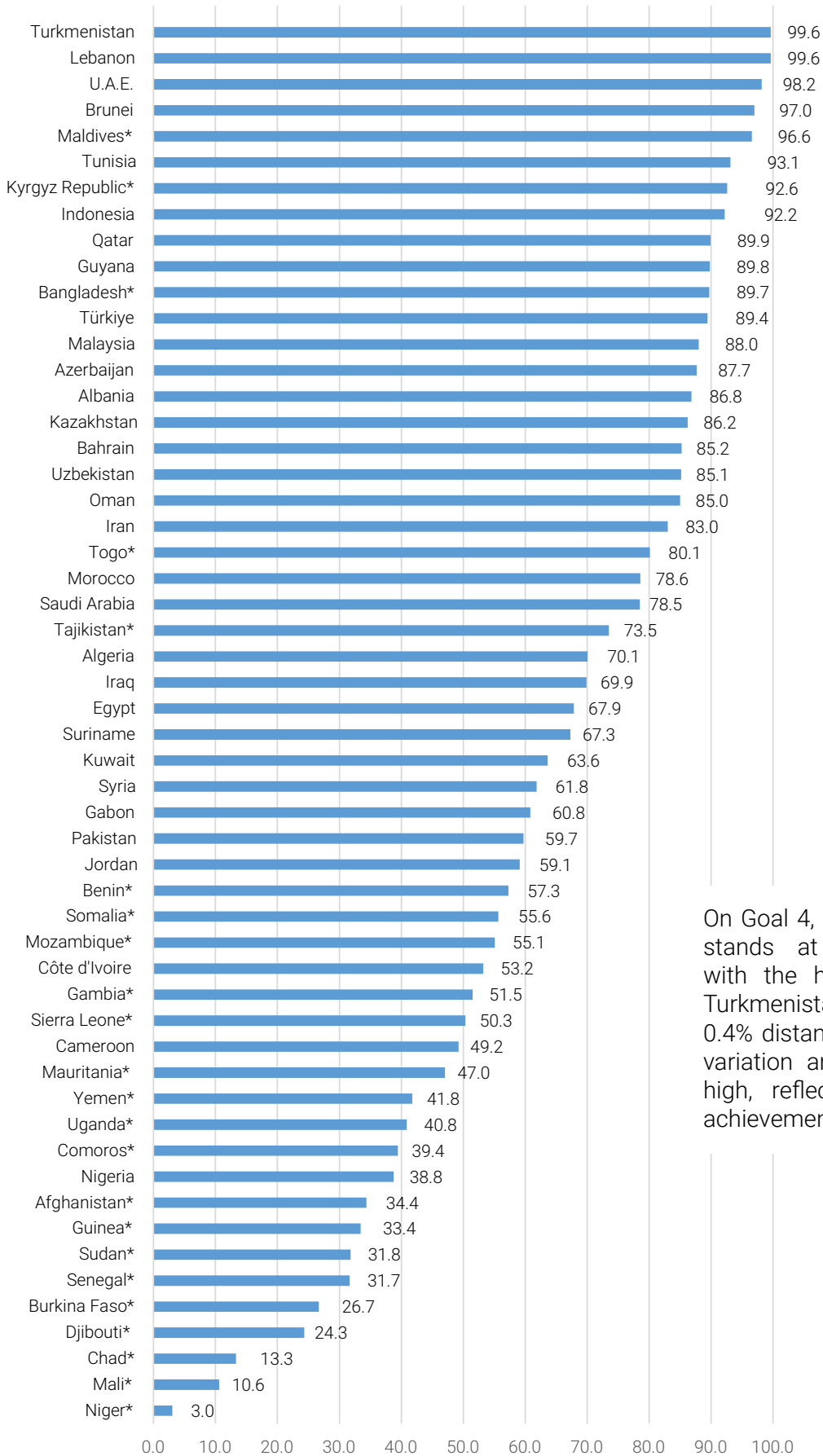
The performance of IsDB MCs on this Goal-3: Good Health and Well-Being (57.5%) is poorer than on Goal1 (70.0%). On Goal 3, the country with the highest achievement is Qatar (88.7%). Somalia is the lowest performing country with an achievement of only 17.9%.

\*Least Developed Member Countries (LDMCs)



Figure II-4. Goal 4: Quality Education

Achievement and Ranking of 54 IsDB Member Countries



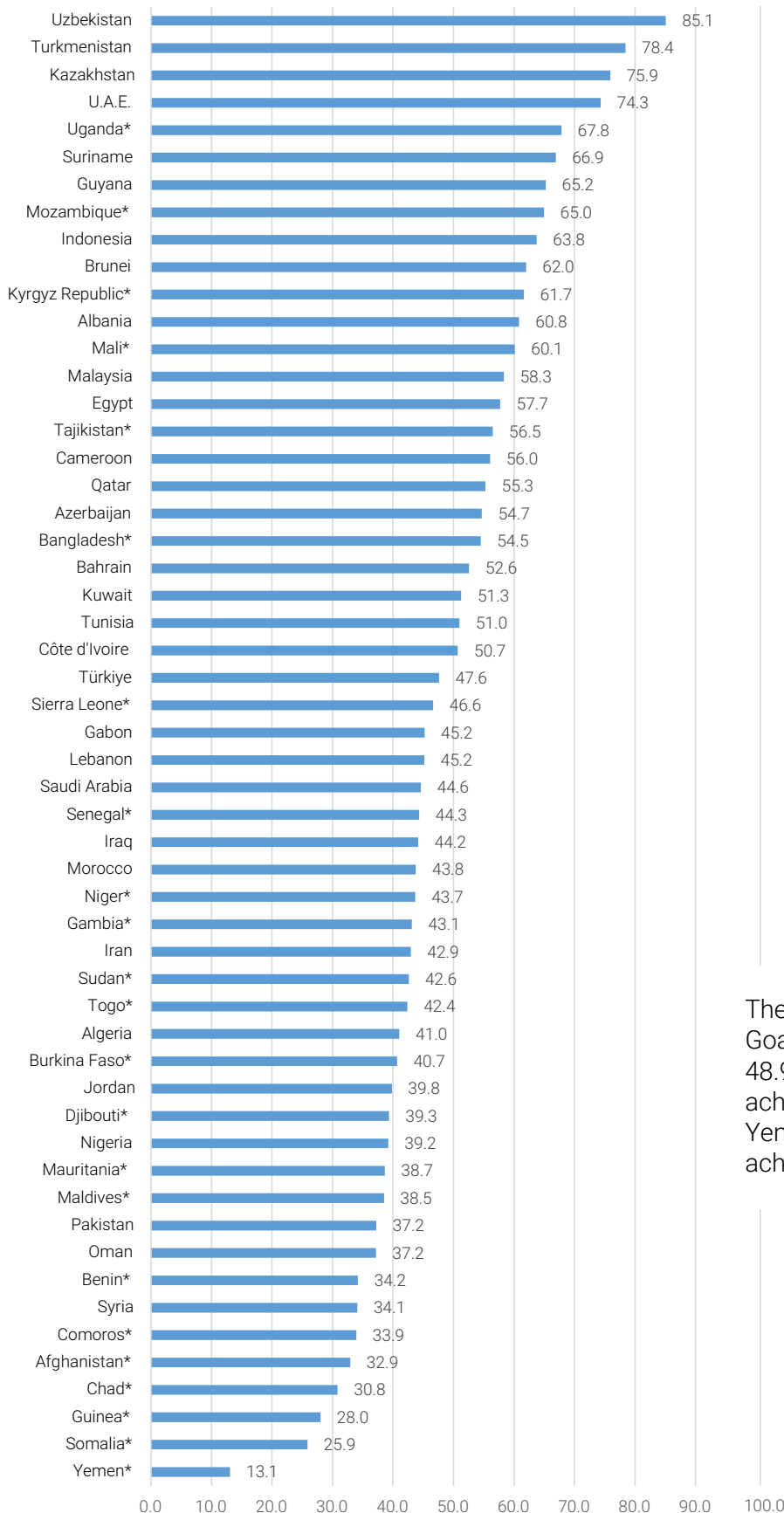
IsDB Score  
**66.0**

On Goal 4, IsDB MCs' achievement stands at 66.0%. The country with the highest achievement is Turkmenistan (99.6%), indicating 0.4% distance from the target. The variation among IsDB MCs is so high, reflected partly by Niger's achievement, which is only 3.0%.

\*Least Developed Member Countries (LDMCs)

Figure II-5: Goal 5: Gender Equality

Achievement and Ranking of 54 IsDB Member Countries



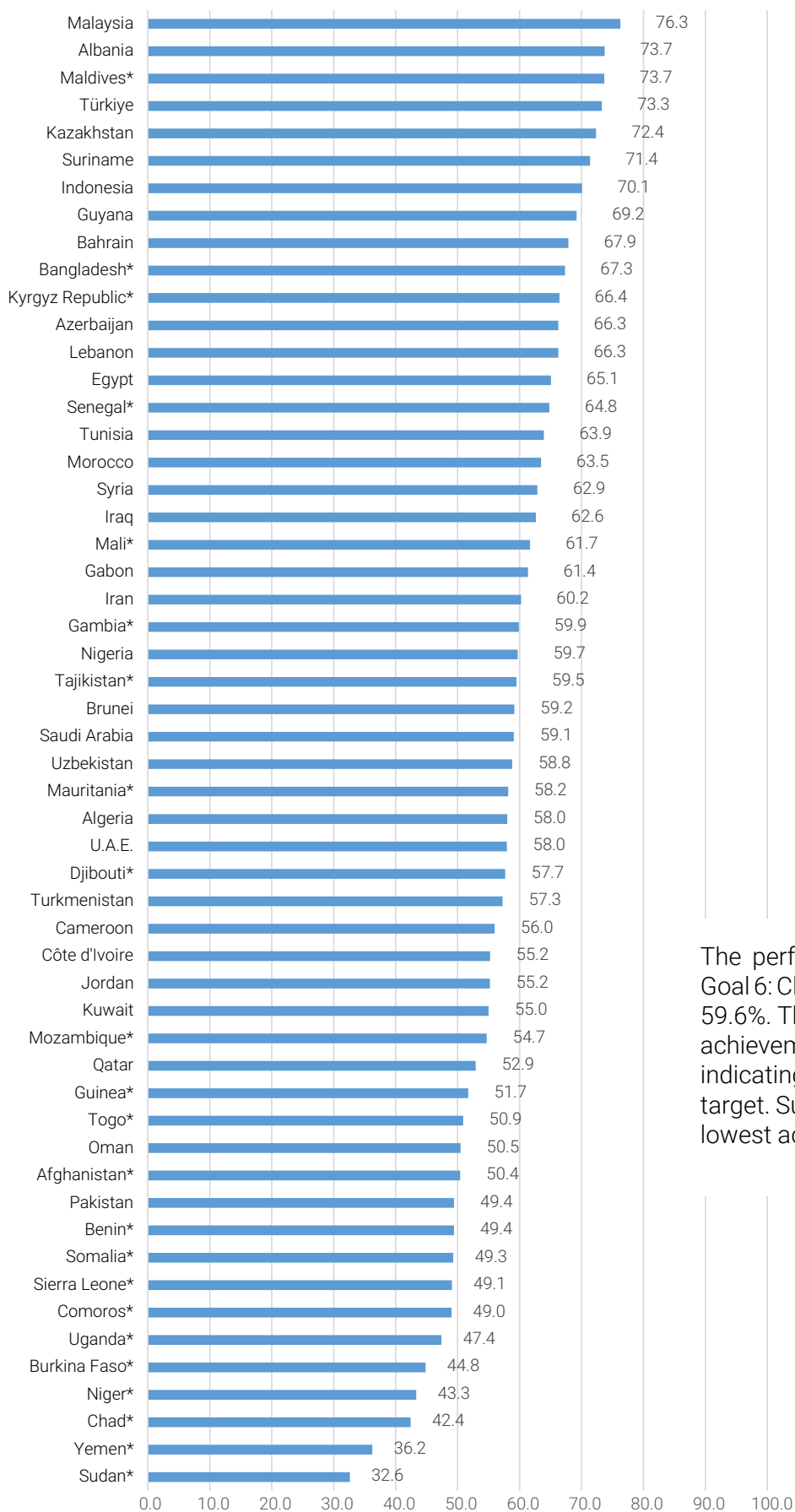
IsDB Score  
**48.9**

The achievement of IsDB MCs on Goal-5: Gender Equality is low at only 48.9%. The country with the highest achievement is Uzbekistan (85.1%). Yemen is the country with the lowest achievement (13.1%).

\*Least Developed Member Countries (LDMCs)

Figure II-6: Goal 6: Clean Water and Sanitation

Achievement and Ranking of 54 IsDB Member Countries



IsDB Score

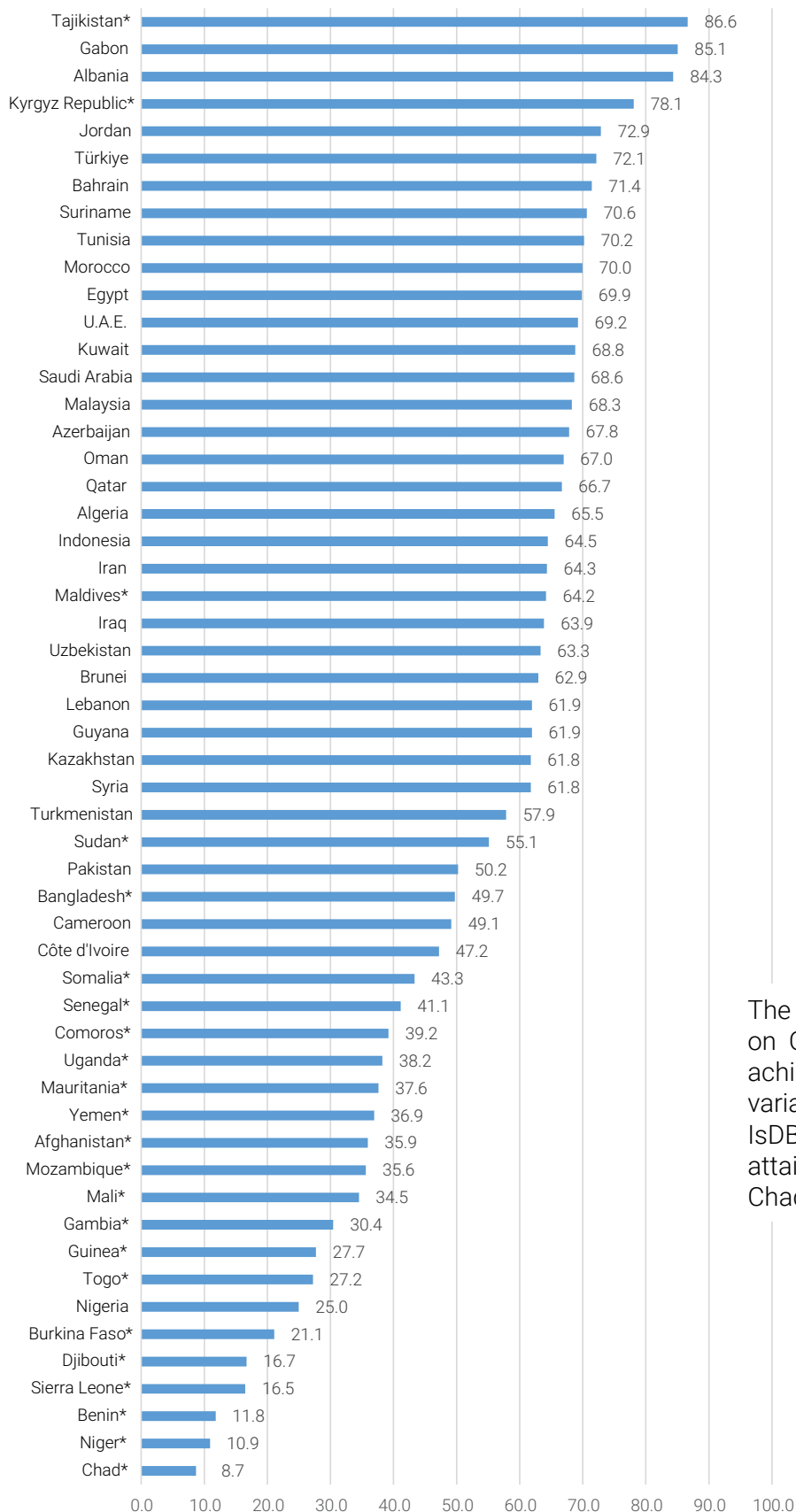
**59.6**

The performance of IsDB MCs on Goal 6: Clean Water and Sanitation is 59.6%. The country with the highest achievement is Malaysia (76.3%), indicating 23.7% distance from the target. Sudan is the country with the lowest achievement (32.6%).

\*Least Developed Member Countries (LDMCs)

Figure II-7: Goal 7: Affordable and Clean Energy

Achievement and Ranking of 54 IsDB Member Countries



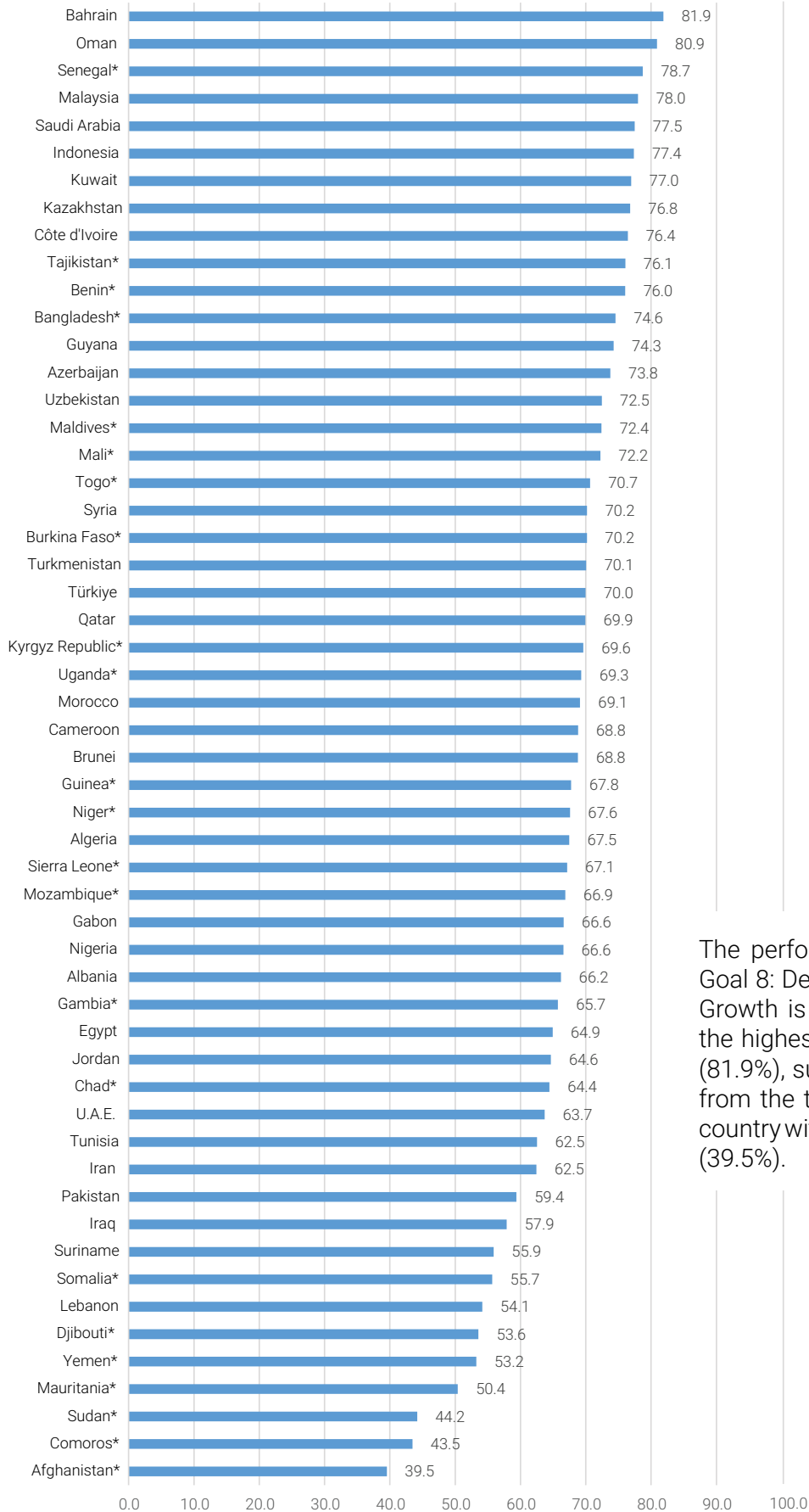
IsDB Score  
**51.9**

The performance of IsDB MCs on Goal 7 is 51.9%, which is a fair achievement. There is a very wide variation of achievements among IsDB MCs. Tajikistan, for instance, attained 86.6% achievement, while Chad attained 8.7%.

\*Least Developed Member Countries (LDMCs)

Figure II-8: Goal 8: Decent Work and Economic Growth

Achievement and Ranking of 54 IsDB Member Countries



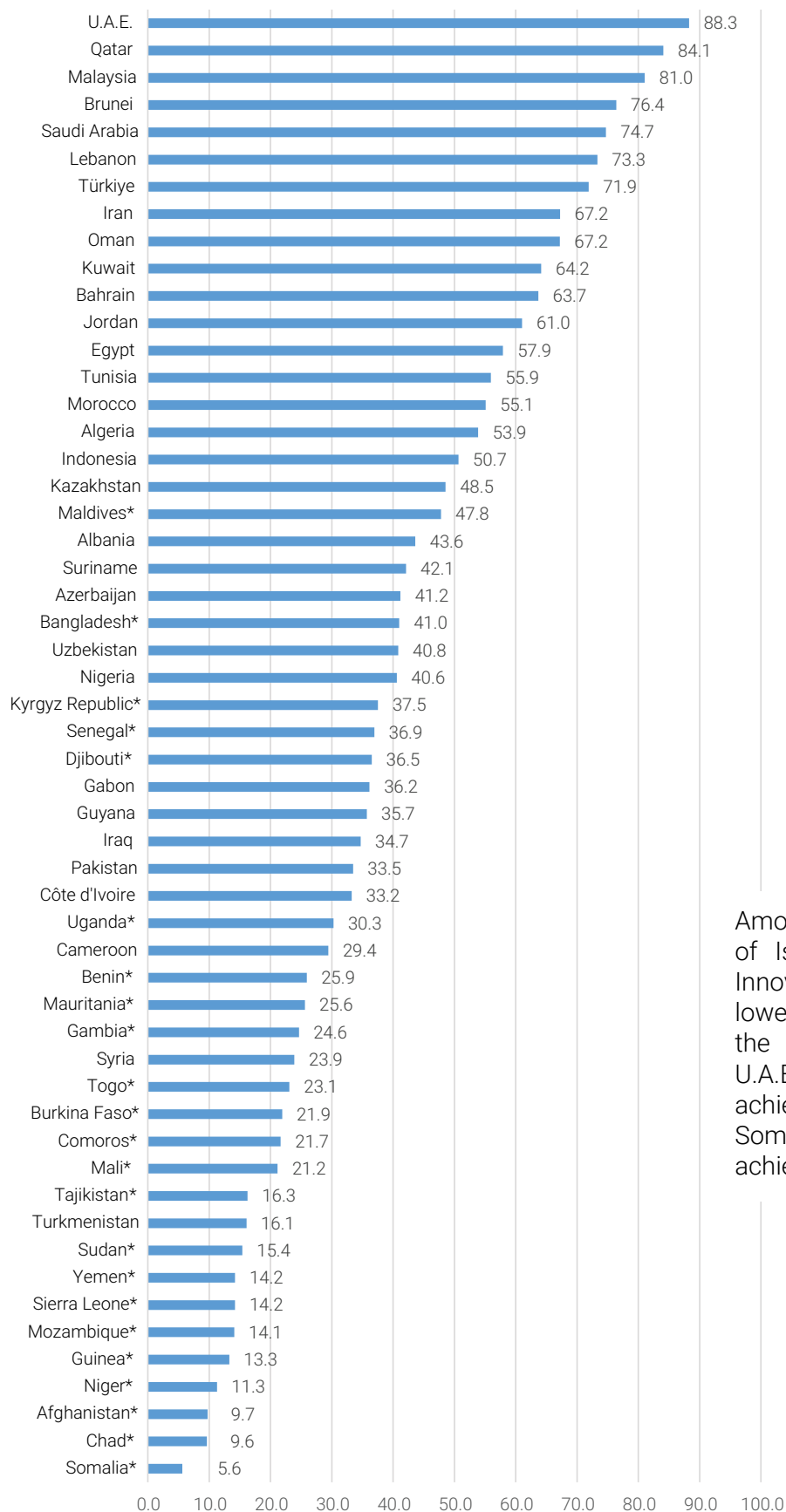
IsDB Score  
**67.5**

The performance of IsDB MCs on Goal 8: Decent Work and Economic Growth is 67.5%. The country with the highest achievement is Bahrain (81.9%), suggesting 18.1% distance from the target. Afghanistan is the country with the lowest achievement (39.5%).

\*Least Developed Member Countries (LDMCs)

Figure II-9: Goal 9: Industry, Innovation and Infrastructure

Achievement and Ranking of 54 IsDB Member Countries



IsDB Score

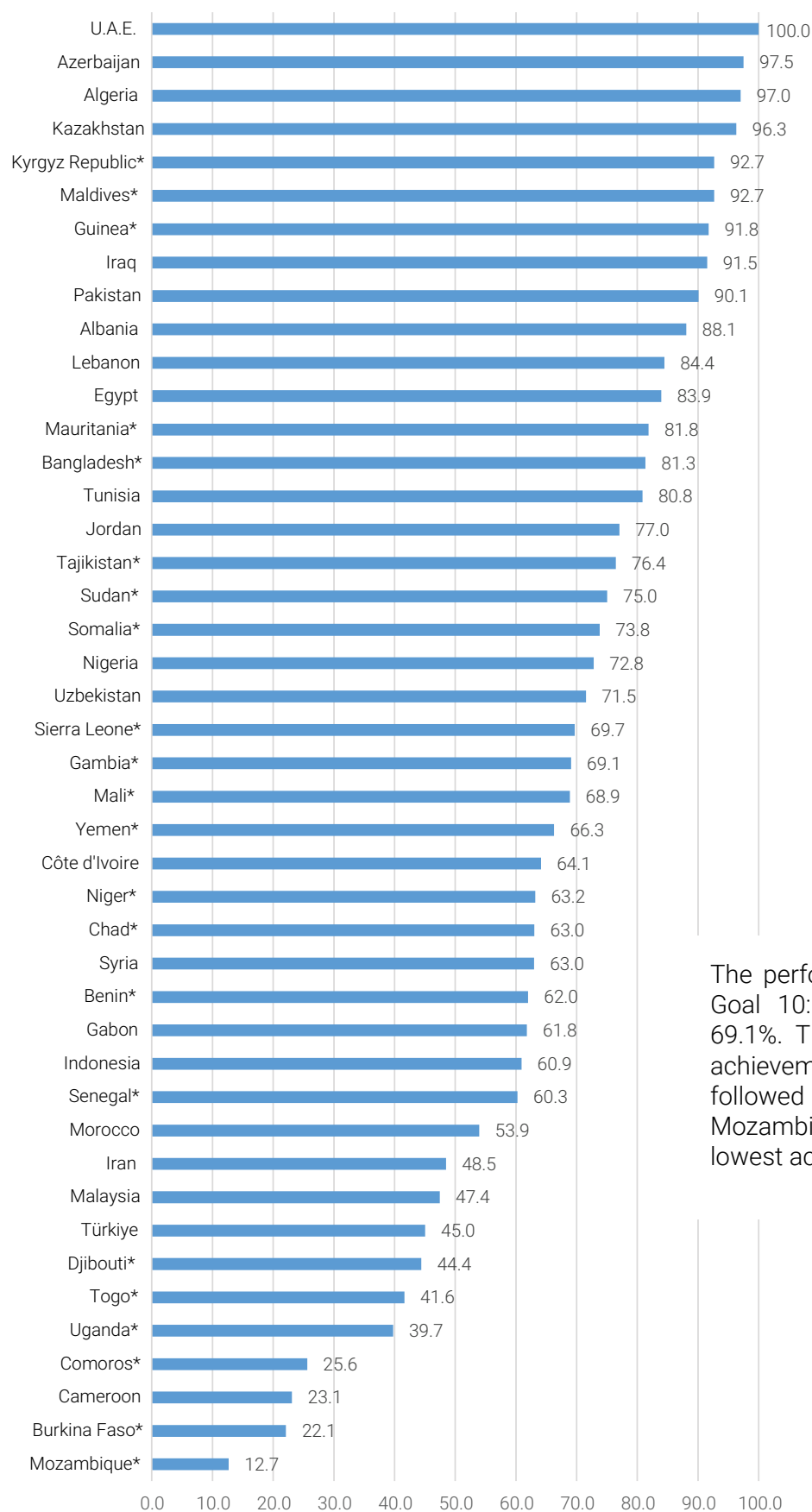
**42.3**

Among the 17 Goals, the performance of IsDB MCs on Goal-9: Industry, Innovation and Infrastructure is the lowest (42.3%). The country with the highest achievement is the U.A.E. (88.3%). Three MCs have an achievement less than 10% and Somalia is the country with the lowest achievement (only 5.6%).

\*Least Developed Member Countries (LDMCs)

Figure II-10. Goal 10: Reduced Inequalities

## Achievement and Ranking of 44 IsDB Member Countries



IsDB Score

**69.1**

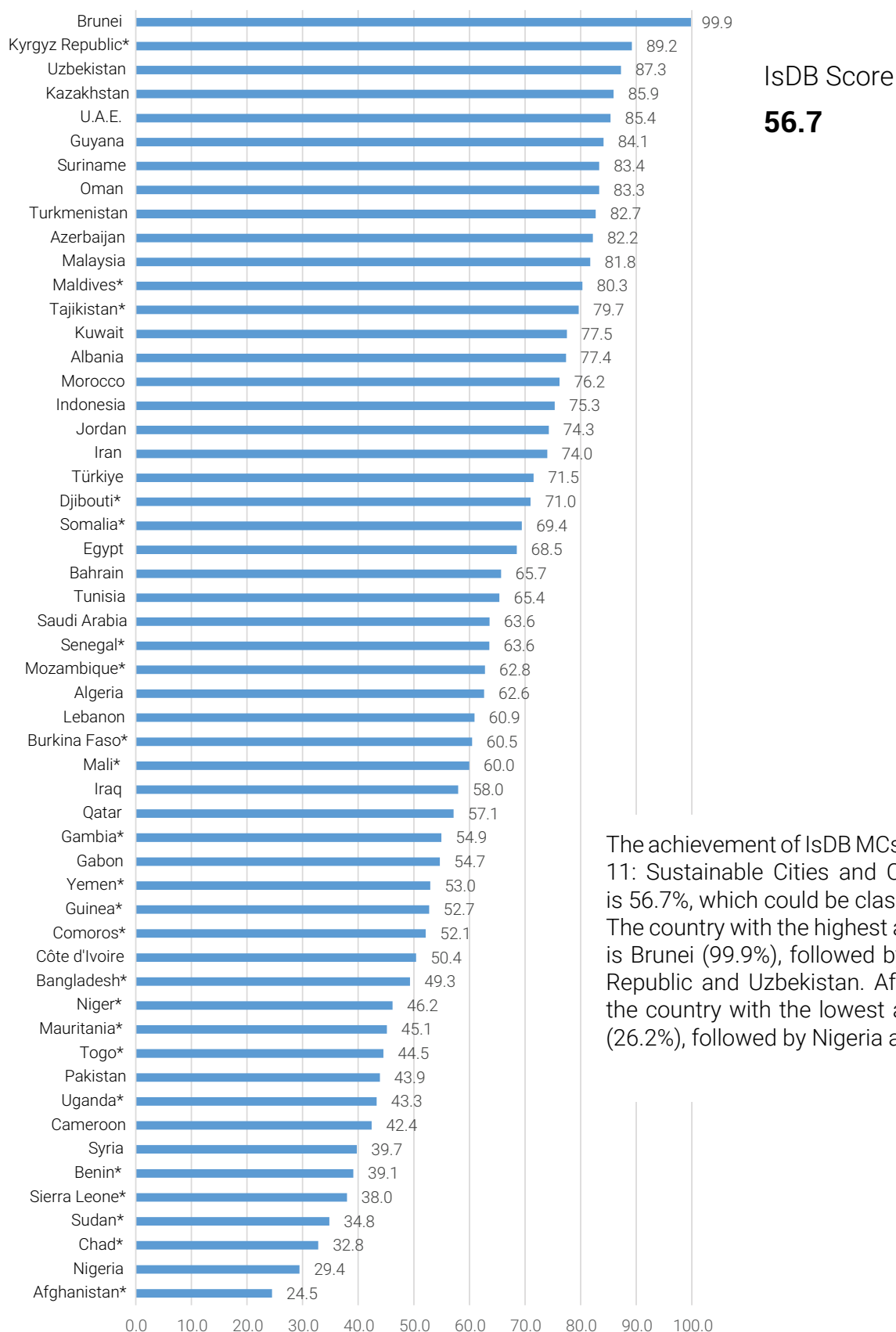
The performance of IsDB MCs on Goal 10: Reduced Inequalities is 69.1%. The MCs with the highest achievement is the U.A.E. (100.0%) followed by Azerbaijan and Algeria. Mozambique is the MC with the lowest achievement (only 12.7%).

\*Least Developed Member Countries (LDMCs)



Figure II-11: Goal 11: Sustainable Cities and Communities

Achievement and Ranking of 54 IsDB Member Countries

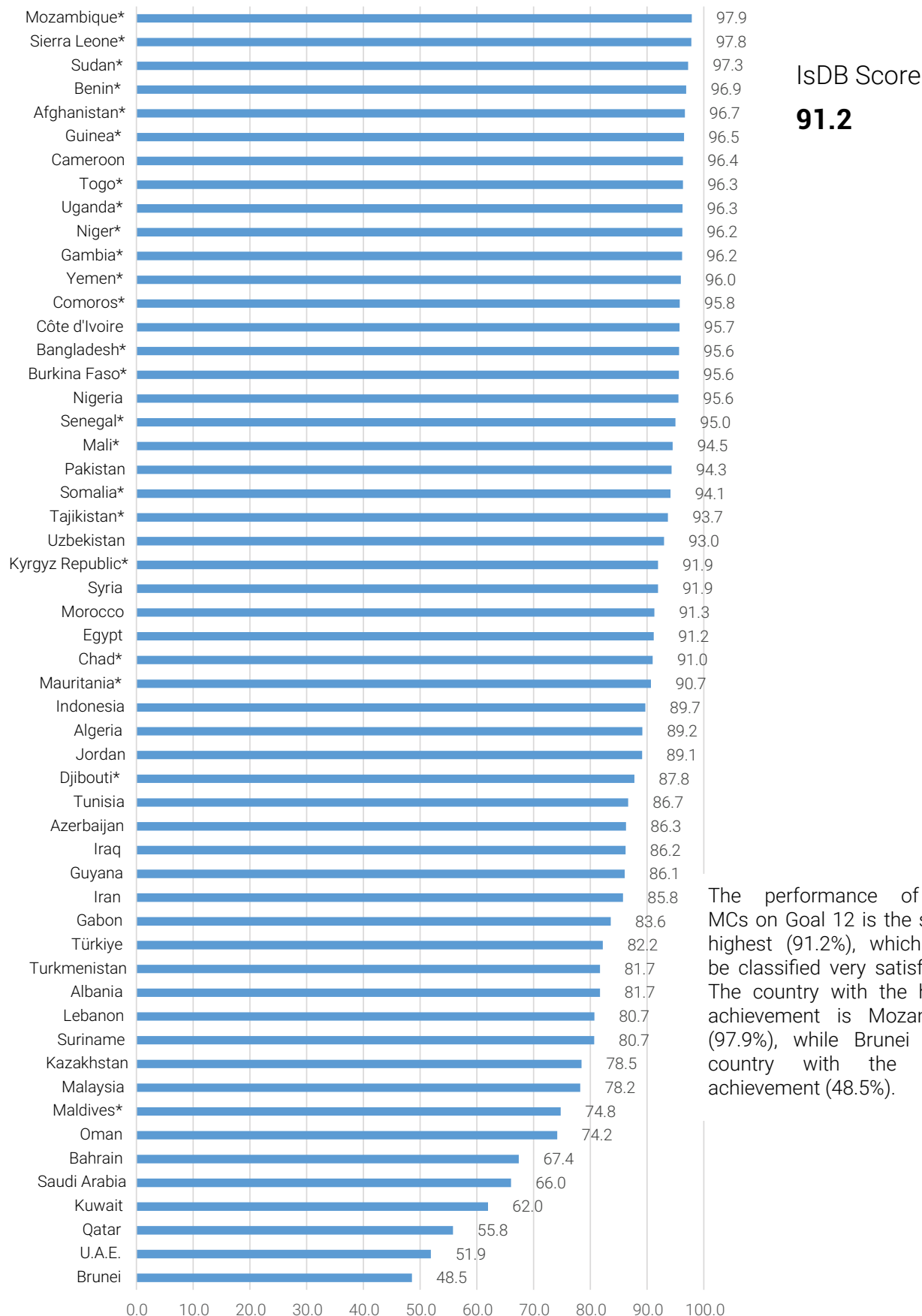


The achievement of IsDB MCs on this Goal 11: Sustainable Cities and Communities is 56.7%, which could be classified as fair. The country with the highest achievement is Brunei (99.9%), followed by the Kyrgyz Republic and Uzbekistan. Afghanistan is the country with the lowest achievement (26.2%), followed by Nigeria and Chad.

\*Least Developed Member Countries (LDMCs)

Figure II-12: Goal 12: Responsible Consumption and Production

Achievement and Ranking of 54 IsDB Member Countries

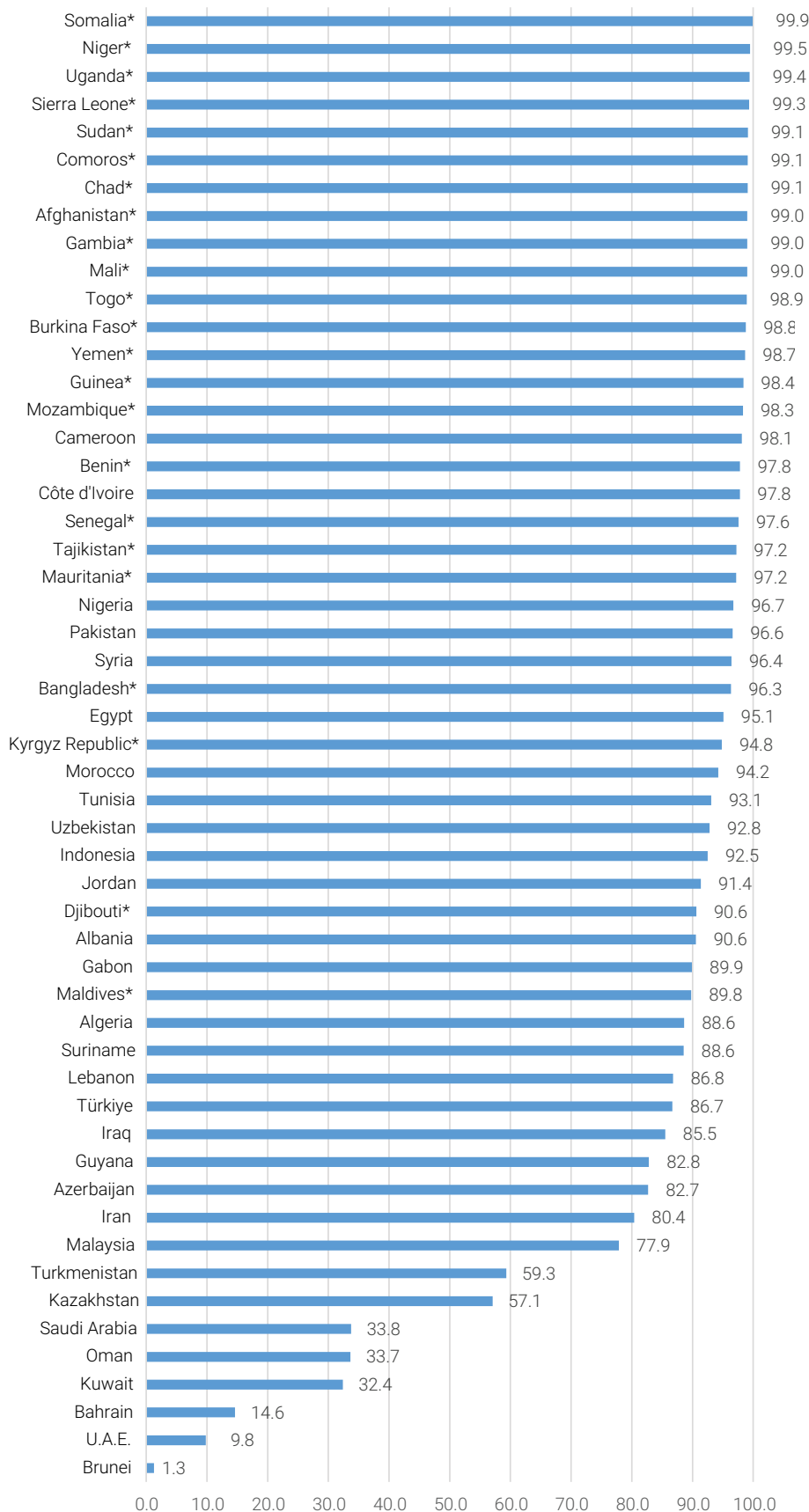


The performance of IsDB MCs on Goal 12 is the second highest (91.2%), which could be classified very satisfactory. The country with the highest achievement is Mozambique (97.9%), while Brunei is the country with the lowest achievement (48.5%).

\*Least Developed Member Countries (LDMCs)

Figure II-13: Goal 13: Climate Action

Achievement and Ranking of 53 IsDB Member Countries



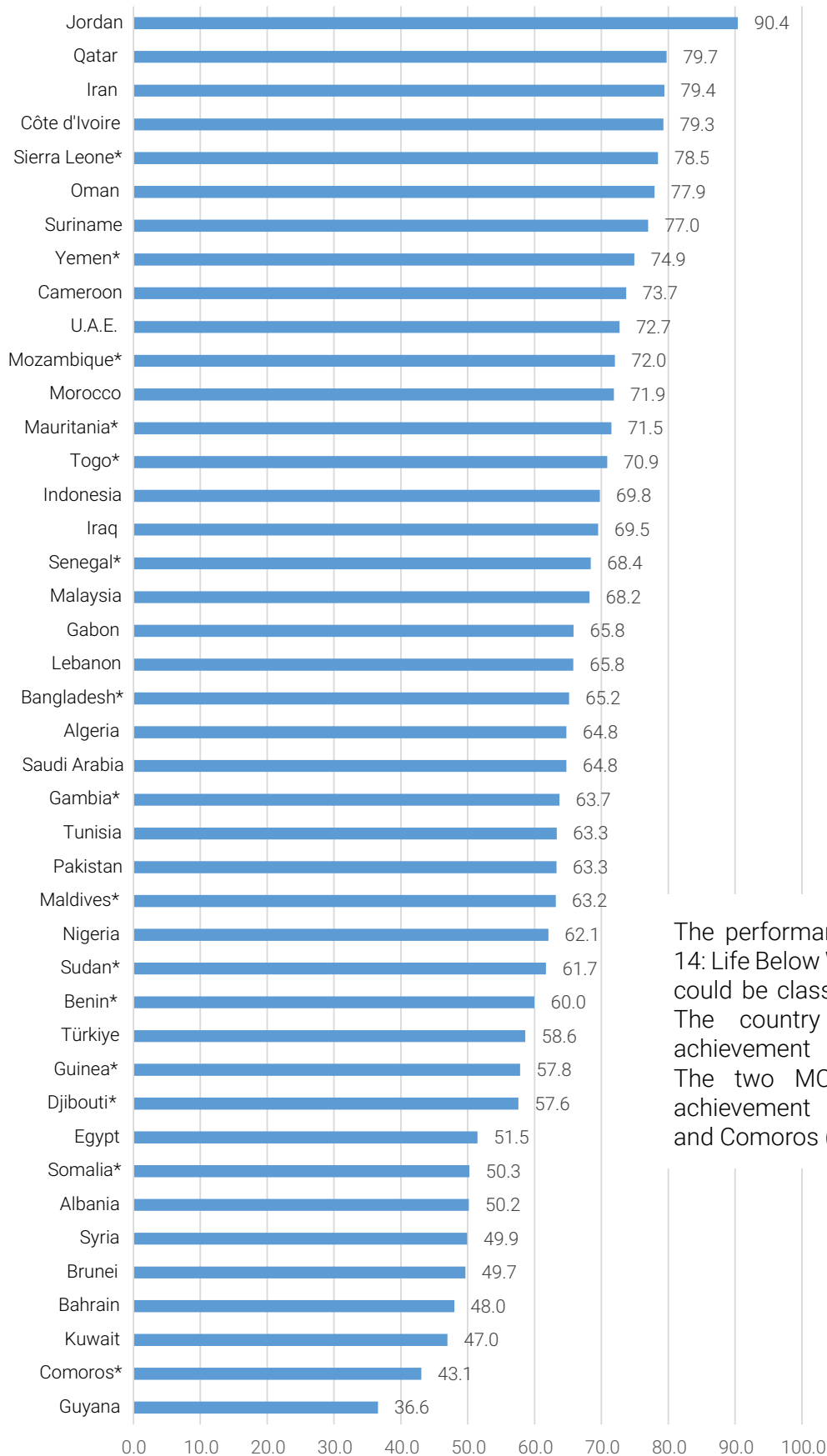
IsDB Score  
**91.6**

On Goal 13: Climate Action, MCs' attainment is the highest (91.6%). The country with the highest achievement is Somalia (99.9%), while Brunei is the country with the lowest achievement (1.3%).

\*Least Developed Member Countries (LDMCs)

Figure II-14: Goal 14: Life Below Water

Achievement and Ranking of 42 IsDB Member Countries



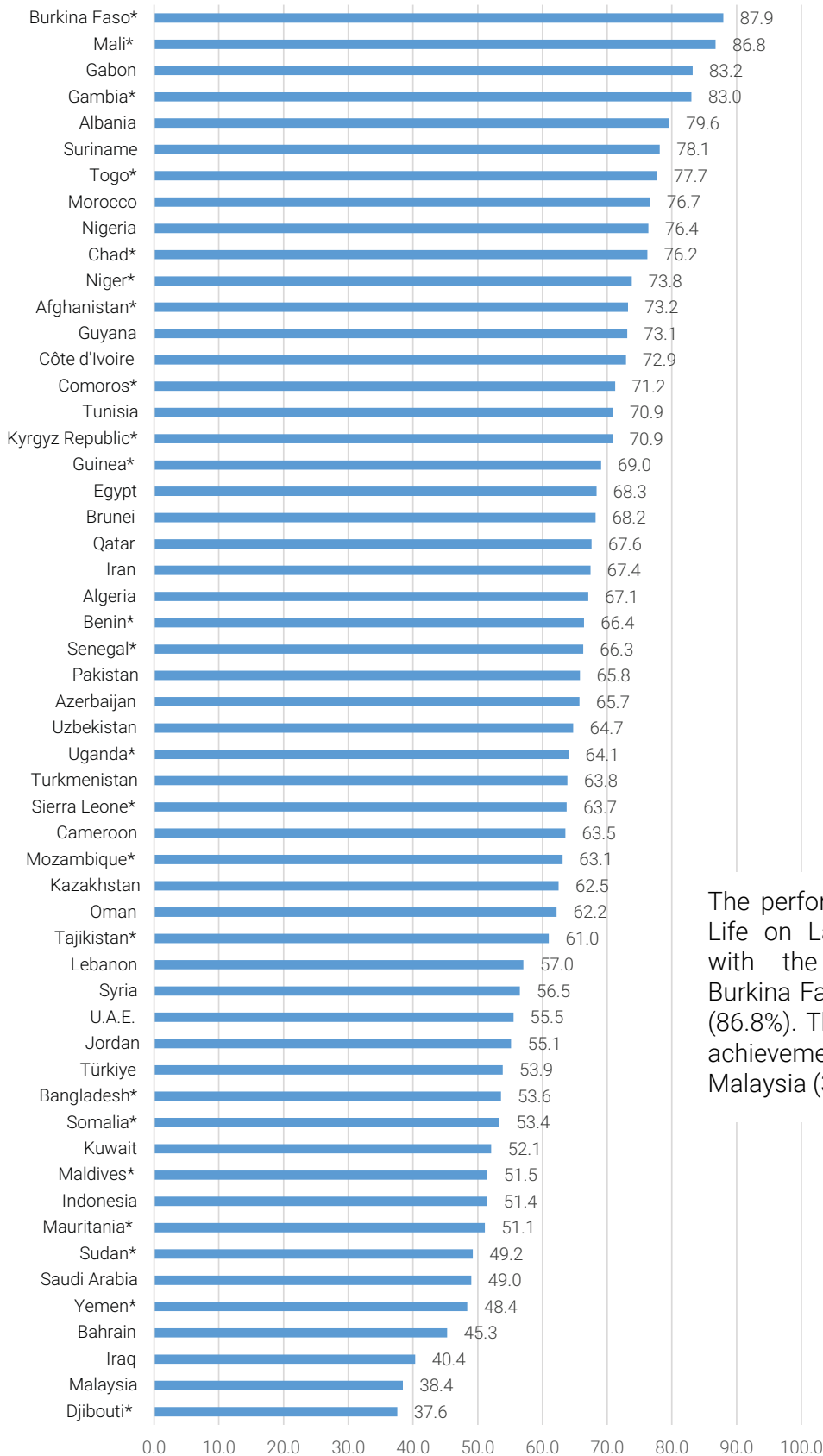
IsDB Score  
**65.5**

The performance of MCs on Goal 14: Life Below Water is 65.5%, which could be classified as satisfactory. The country with the highest achievement is Jordan (90.4%). The two MCs with the lowest achievement are Guyana (36.6%) and Comoros (43.1%).

\*Least Developed Member Countries (LDMCs)

Figure II-15: Goal 15: Life on Land

Achievement and Ranking of 54 IsDB Member Countries



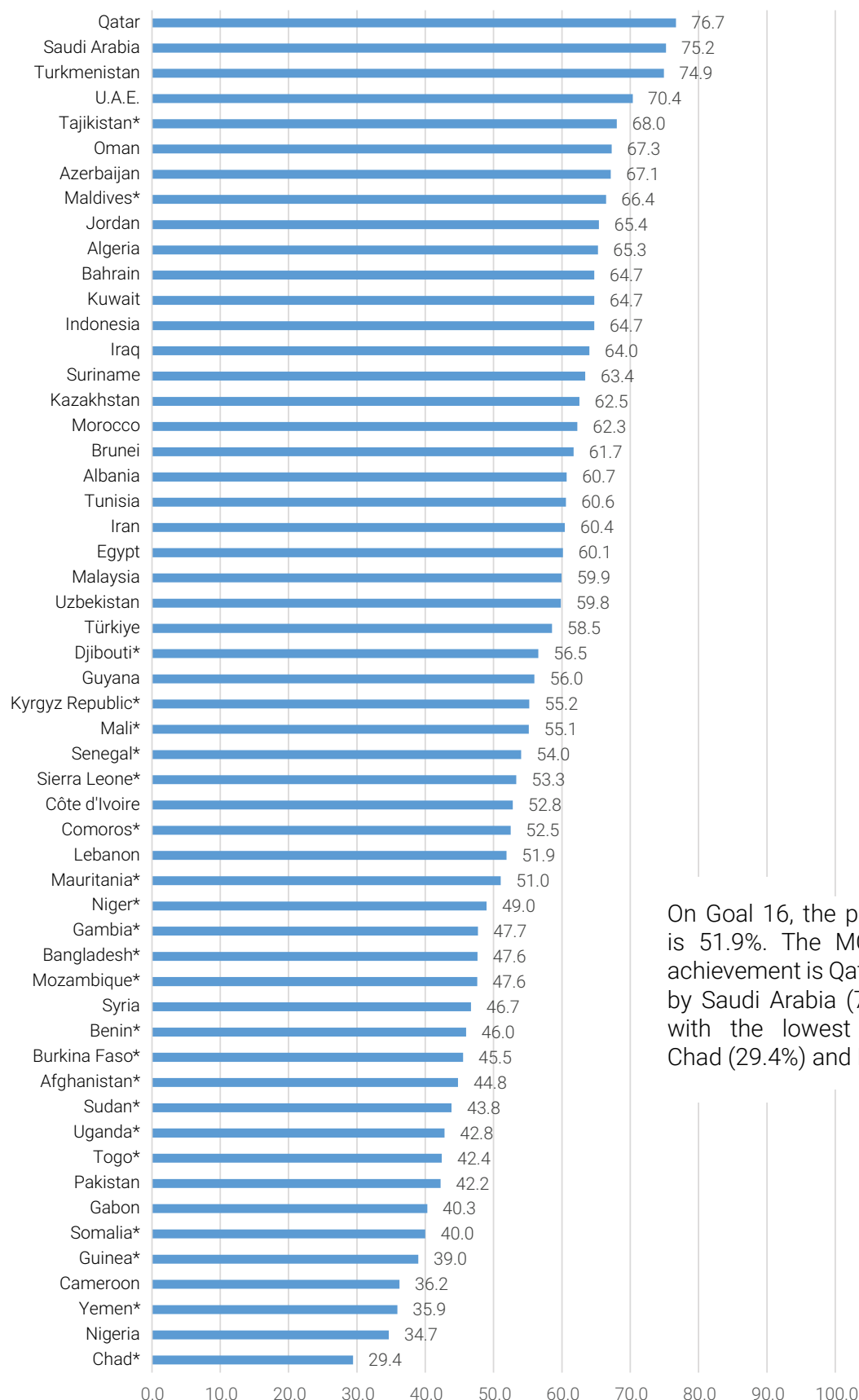
IsDB Score  
**62.3**

The performance of MCs on Goal 15: Life on Land is 62.3%. The country with the highest achievement is Burkina Faso (87.9%), followed by Mali (86.8%). The two MCs with the lowest achievements are Djibouti (37.6%) and Malaysia (38.4%).

\*Least Developed Member Countries (LDMCs)

Figure II-16: Goal 16: Peace, Justice and Strong Institutions

Achievement and Ranking of 54 IsDB Member Countries



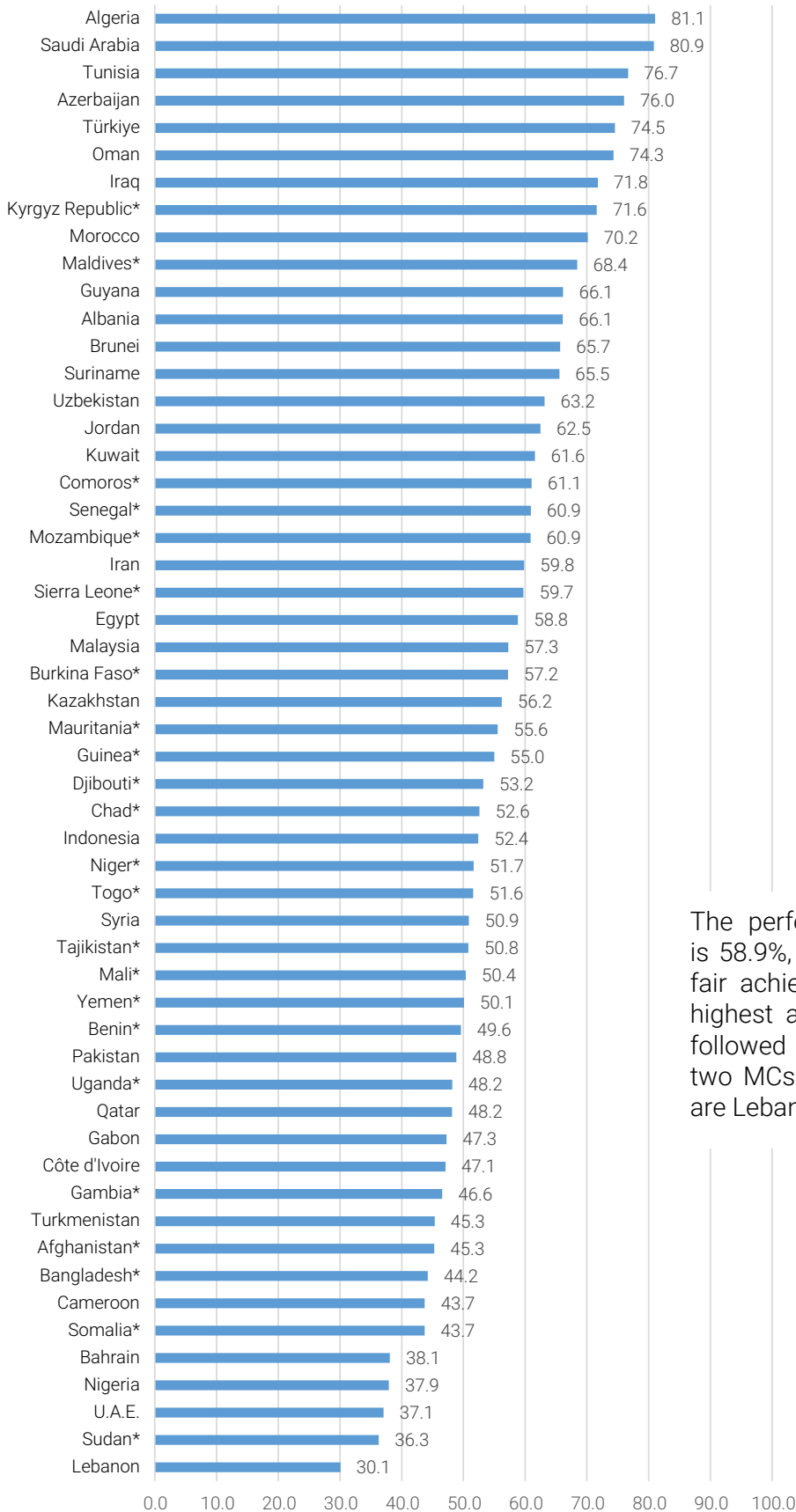
IsDB Score  
**51.9**

On Goal 16, the performance of MCs is 51.9%. The MC with the highest achievement is Qatar (76.7%), followed by Saudi Arabia (75.2). The two MCs with the lowest achievements are Chad (29.4%) and Nigeria (34.7%).

\*Least Developed Member Countries (LDMCs)

Figure II-17: Goal 17: Partnerships for the Goals

Achievement and Ranking of 54 IsDB Member Countries



IsDB Score

**58.9**

The performance of MCs on Goal 17 is 58.9%, which could be classified as a fair achievement. The country with the highest achievement is Algeria (81.1%), followed by Saudi Arabia (80.9%). The two MCs with the lowest achievements are Lebanon (30.1%) and Sudan (36.3%).

\*Least Developed Member Countries (LDMCs)



# **B - 3**

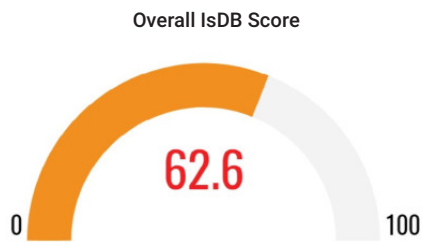
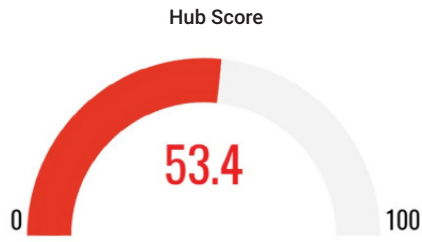
## **Regional Hubs SDGs**





**10<sup>th</sup>** RANK  
OUT OF 11 RHs

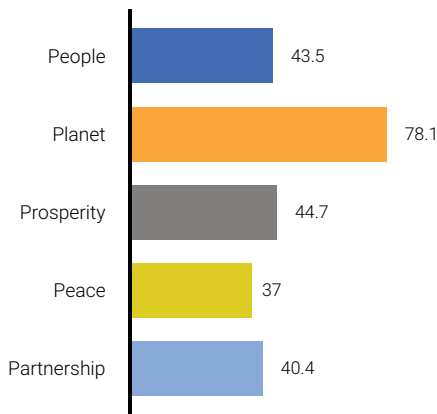
# Abuja (Nigeria) Hub



### Highlights

- ▶ The Abuja (Nigeria) Hub MCs' achievement is very low (53.4%) compared to the overall performance of IsDB MCs (62.6%), and this Hub ranks 10th out of 11 hubs.
- ▶ Of the 5P's dimension of SDGs, the achievement of the MCs in this Hub could be considered satisfactory on only the Planet dimension. On the remaining dimensions, while the achievement is fair on the People, Prosperity, and Partnership dimensions, it is unsatisfactory on the Peace dimension.
- ▶ On the specific SDGs, the Abuja (Nigeria) Hub faces the greatest challenge on SDG 7 (Affordable and Clean Energy) (24.7%). The other two Goals with low achievement are (in the order of priority) SDG 9(Industry, Innovation and Infrastructure) and SDG 11 (Sustainable Cities and Communities).

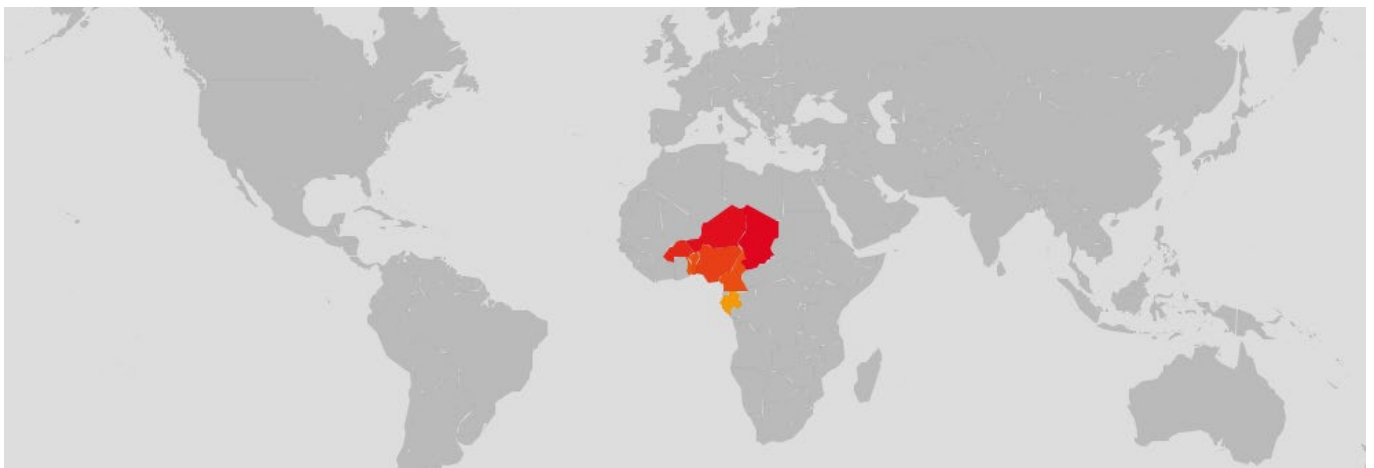
5 Dimensions, by Achievement (%)



Overall SDG Achievement (%) per Goal



SDG Score Country



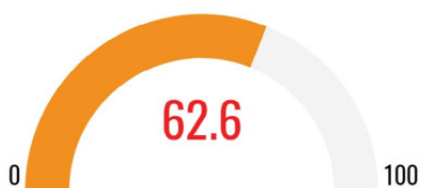
**1<sup>st</sup>** RANK  
OUT OF 11 RHs

# Almaty (Kazakhstan) Hub

Hub Score



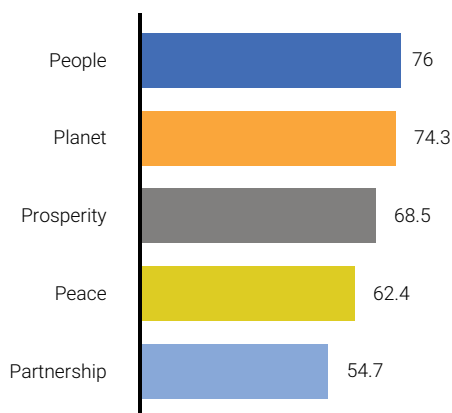
Overall IsDB Score



## Highlights

- ▶ The Almaty (Kazakhstan) Hub (comprising Kazakhstan, Kyrgyz Republic, Tajikistan, Turkmenistan, and Uzbekistan) is at 71.1% of achievement which is relatively much higher than the overall performance of IsDB MCs (62.6%).
- ▶ On the 5Ps dimension, its achievement could be considered satisfactory on four (Prosperity, Planet, Peace and People) out of the five dimensions.
- ▶ In terms of the goals, the Almaty (Kazakhstan) Hub faces the highest challenge on only one particular goal, namely SDG 9 (Industry, Innovation and Infrastructure) (37.3%). Very Satisfactory achievements are noted for five SDGs, namely SDG 4 (Quality Education), SDG 10 (Reduced Inequality), SDG 11 (Sustainable Cities and Communities), SDG 12 (Responsible Consumption and Production), and SDG 13 (Climate Action).

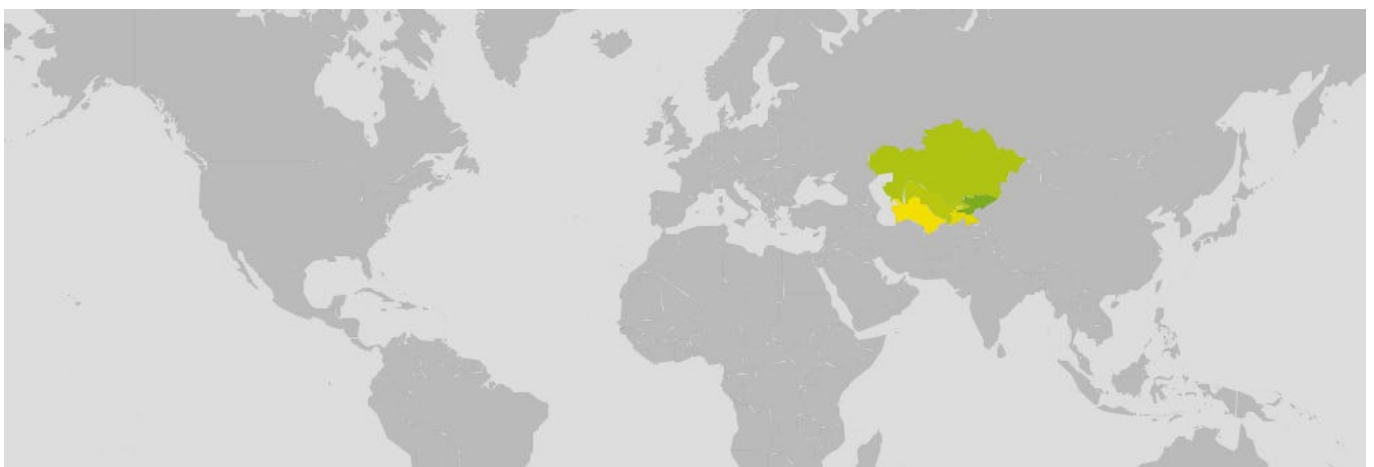
5 Dimensions, by Achievement (%)



Overall SDG Achievement (%) per Goal

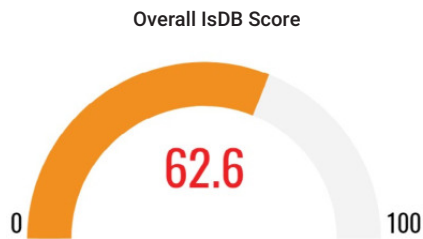
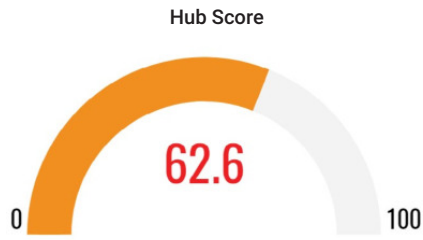


SDG Score Country



**7<sup>th</sup>** RANK  
OUT OF 11 RHs

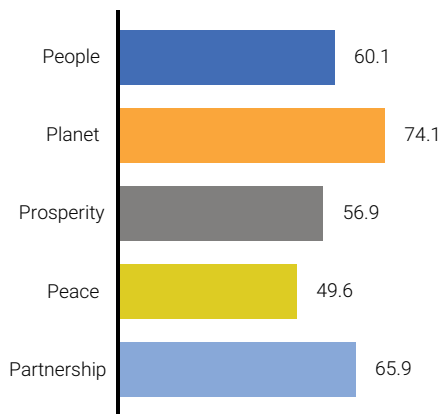
# Ankara (Türkiye) Hub



### Highlights

- ▶ The performance of the MCs in the Ankara (Türkiye) Hub (comprising six countries, Türkiye, Albania, Iran, Afghanistan, Pakistan, and Azerbaijan) (62.6%) is the same as the overall performance of IsDB MCs
- ▶ On the 5Ps dimension, this Hub MCs' achievement could be considered satisfactory on the People, Planet, and Partnership dimensions. On the remaining two dimensions (Prosperity and Peace), the achievement could be considered fair.
- ▶ On the specific SDGs, the Ankara (Türkiye) Hub faces the greatest challenge on SDG 5 (Gender Equality), followed by SDG 9 (Industry, Innovation and Infrastructure).

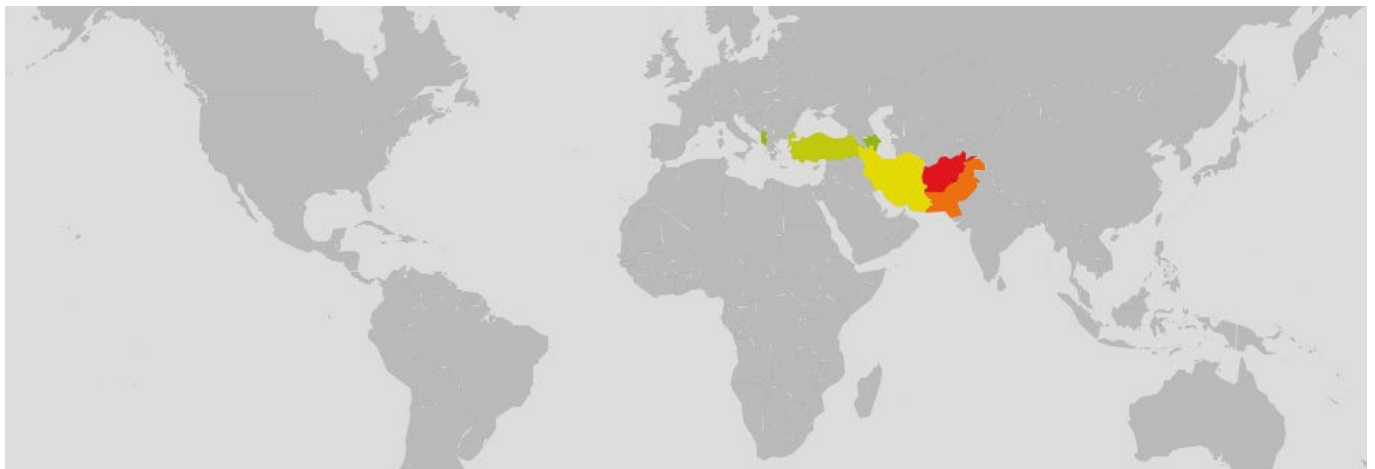
5 Dimensions, by Achievement (%)



Overall SDG Achievement (%) per Goal

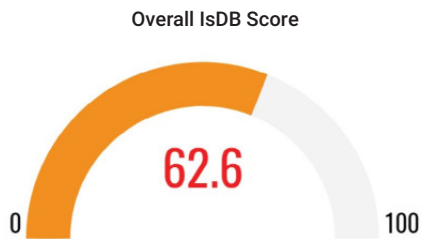
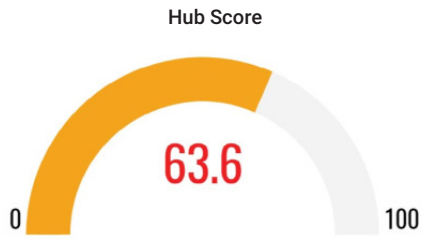


SDG Score Country



**6<sup>th</sup>** RANK  
OUT OF 11 RHs

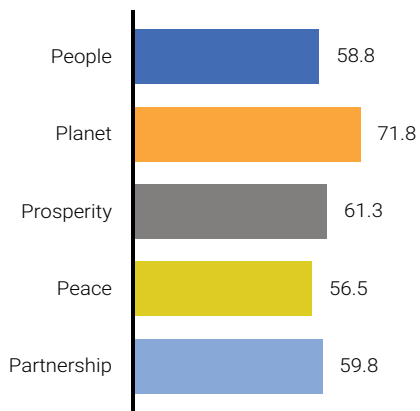
# Cairo (Egypt) Hub



## Highlights

- ▶ The performance of the MCs in Cairo (Egypt) Hub (consisting of six MCs, Egypt, Iraq, Jordan, Lebanon, Sudan, and Syria) (63.6%) is slightly above the overall performance of IsDB MCs (62.6%), and it ranks 6<sup>th</sup> out of 11 hubs.
- ▶ On the 5Ps dimension, the achievement of the MCs in this Hub is the highest on Planet (71.8%) and the lowest on Peace (56.5%).
- ▶ In terms of the goals, the leading challenges (in the order or priority) the MCs in this Hub face as a group are on SDG 9 (Industry, Innovation and Infrastructure), followed by SDG 5 (Gender Inequality) and SDG 2 (Zero Hunger). Among the 17 SDGs, the group of MCs in this Hub attained the highest achievement on SDG 13 (Climate Action).

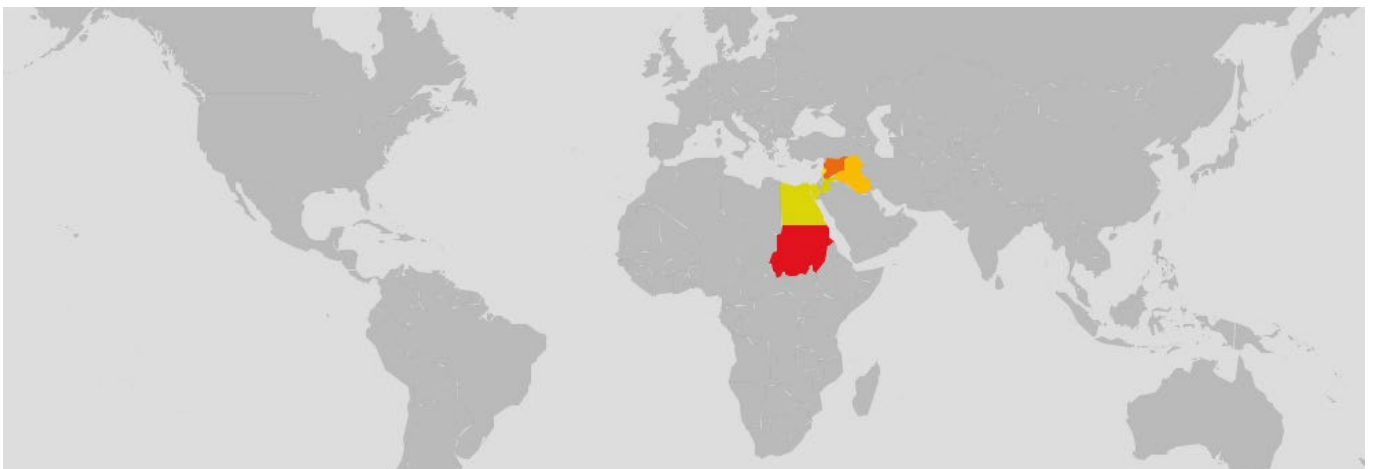
5 Dimensions, by Achievement (%)



Overall SDG Achievement (%) per Goal

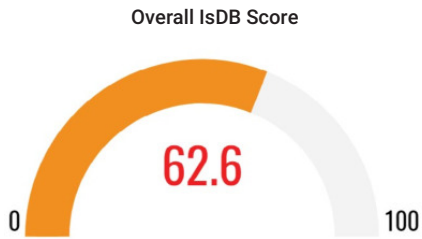
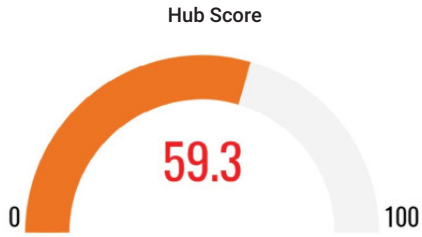


SDG Score Country



**9<sup>th</sup>** RANK  
OUT OF 11 RHs

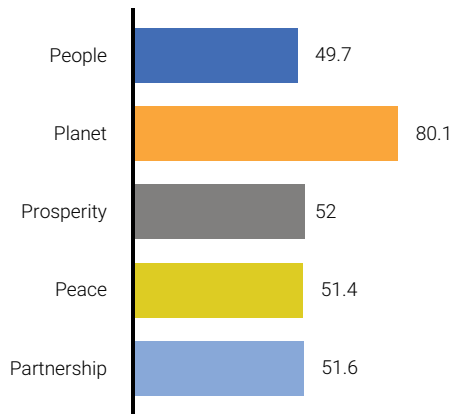
# Dakar (Senegal) Hub



### Highlights

- ▶ The Dakar (Senegal) Hub (consisting of six MCs, Senegal, Côte d'Ivoire, Gambia, Guinea, Mali and Sierra Leone) performs lower than the overall performance of IsDB MCs (62.6%). It ranks 9th out of 11 hubs.
- ▶ Of the 5P's dimension of SDGs, Hub's achievement could be considered very satisfactory on only the Planet dimension. On the remaining four dimensions (Partnership, People, Prosperity and Peace), the achievement could be considered fair.
- ▶ On the goals, the Hub faces major challenges, in particular on SDG 9 (Industry, Innovation and Infrastructure) (26.0%), followed by SDG 4 (Quality Education) (35.6%) and SDG 7 (Affordable and Clean Energy) (36.8%).

5 Dimensions, by Achievement (%)



Overall SDG Achievement (%) per Goal



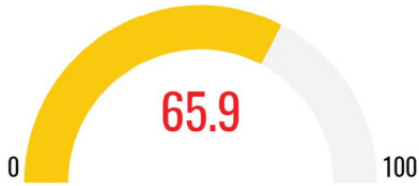
SDG Score Country



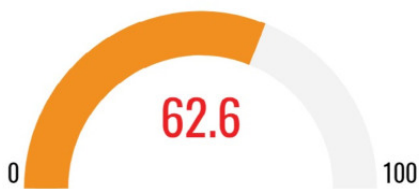
**5<sup>th</sup>** RANK  
OUT OF 11 RHs

# Dhaka (Bangladesh) Hub

Hub Score



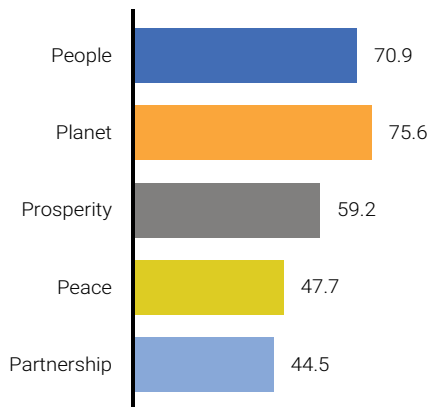
Overall IsDB Score



## Highlights

- ▶ The performance of the Dhaka (Bangladesh) Hub (consisting of Bangladesh and Maldives) is 65.9%, slightly higher than the overall IsDB MCs' achievement of 62.6%, and it ranks 5th out of 11 hubs.
- ▶ On 5Ps dimensions, the achievement of this Hub could be considered satisfactory on two dimensions (People and Planet) and fair in three dimensions (Prosperity, Partnership, and Peace).
- ▶ On the SDGs, this Hub has to improve on a number of goals, particularly on SDG 9 (Industry, Innovation and Infrastructure) (41.0% achievement) and SDG 17 (Partnerships for the Goals) (44.5% achievement).

5 Dimensions, by Achievement (%)



Overall SDG Achievement (%) per Goal

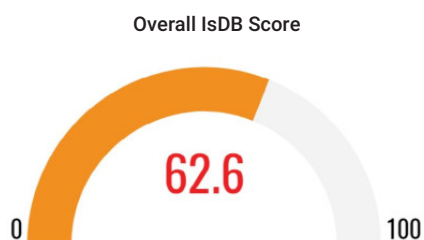


SDG Score Country



**8<sup>th</sup>** RANK  
OUT OF 11 RHs

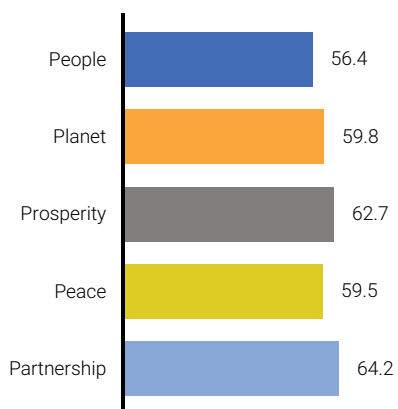
# Gulf Cooperation Council (GCC) and Yemen



## Highlights

- ▶ Gulf Cooperation Council (GCC) and Yemen Hub consists of Saudi Arabia, Kuwait, Qatar, Bahrain, Oman, Yemen and the UAE, and it ranks 8th out of 11 hubs with the performance of 60.1%.
- ▶ On the 5P dimension, GCC and Yemen faces high challenges on the People dimension in which the achievement performance is 56.4%, while the highest score in the Partnership dimension.
- ▶ On the goals, the leading challenges (in order of priority) the Hub face as a group are SDG 5 (Gender Equality), SDG 2 (Zero hunger), and SDG 6 (Clean Water and Sanitation). However, this Hub has the highest score in SDG 12 (Responsible Consumption and Production) with the achievement score at 75.4%.

5 Dimensions, by Achievement (%)



Overall SDG Achievement (%) per Goal



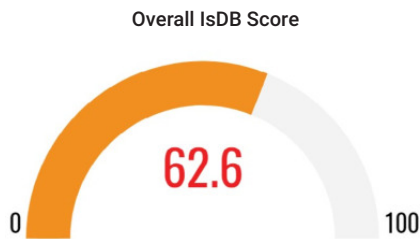
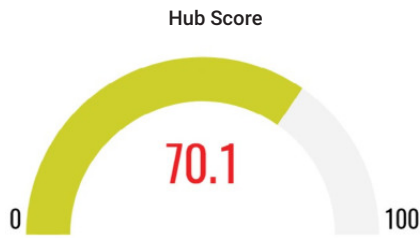
SDG Score Country





**3<sup>rd</sup>** RANK  
OUT OF 11 RHs

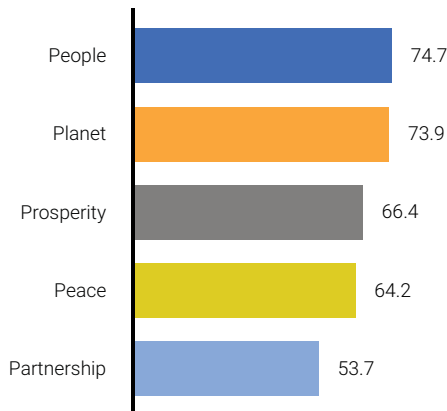
# Jakarta (Indonesia) Hub



## Highlights

- ▶ The Jakarta (Indonesia) Hub (representing Brunei and Indonesia) performs better (70.1%) than the overall performance of IsDB MCs (62.6%), and it ranks 3rd out of 11 hubs.
- ▶ Having 60% achievement as the minimum standard, the achievement of the MCs in this Hub could be considered satisfactory on four dimensions (Planet, People, Prosperity and Peace). On the remaining dimension (Partnership), the achievement could be classified as fair.
- ▶ On the specific SDGs, the Jakarta (Indonesia) Hub faces the greatest challenges on SDG 15 (Life on Land), SDG 17 (Partnerships for the Goals), and SDG 9 (Industry, Innovation and Infrastructure).

5 Dimensions, by Achievement (%)



Overall SDG Achievement (%) per Goal

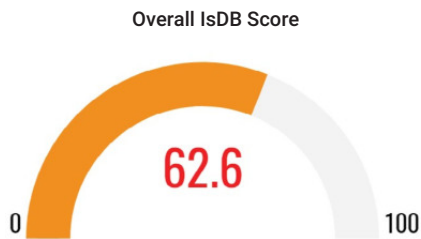
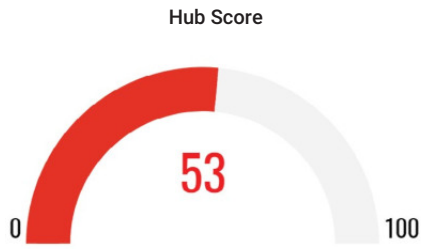


SDG Score Country



**11<sup>th</sup>** RANK  
OUT OF 11 RHs

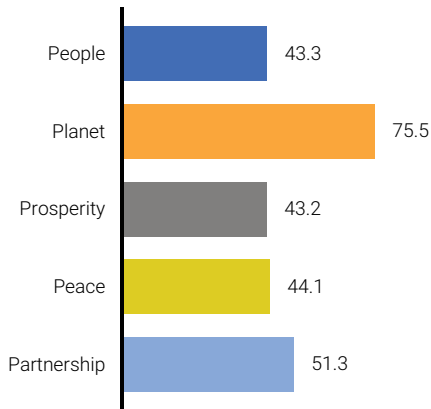
# Kampala (Uganda) Hub



### Highlights

- ▶ The performance of the Kampala (Uganda) Hub (consisting of Comoros, Uganda, Djibouti, Mozambique, and Somalia) is much lower (53.0%) than the overall performance of IsDB MCs (62.6%), with ranking 11th out of 11 hubs.
- ▶ This Hub's achievement could be considered satisfactory only on the Planet dimension. On the remaining dimensions (Partnership, Peace, People, and Prosperity), the achievement could be considered fair.
- ▶ On the specific SDGs, SDG 1 (No Poverty) is the most challenging goal with achievement at only 16.2%, followed by SDG 9 (Industry, Innovation and Infrastructure) (20.6%) and SDG 10 (Reduced Inequalities) (36.7%) in the Kampala (Uganda) Hub.

5 Dimensions, by Achievement (%)



Overall SDG Achievement (%) per Goal



SDG Score Country



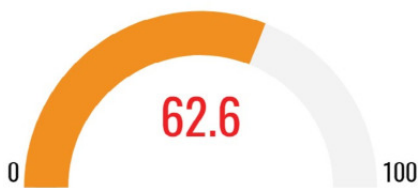
**4<sup>th</sup>** RANK  
OUT OF 11 RHs

# Paramaribo (Suriname) Hub

Hub Score



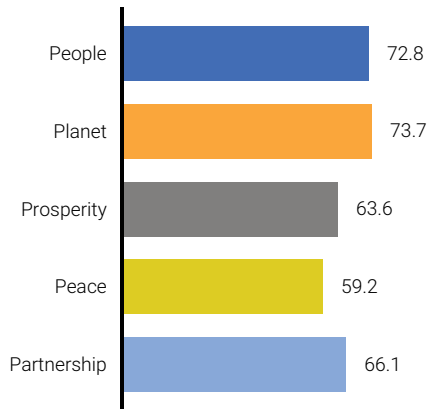
Overall IsDB Score



## Highlights

- ▶ Similar to the Dhaka (Bangladesh) Hub, the Paramaribo (Suriname) Hub consists of only two MCs (Suriname and Guyana), and it ranks 4th out of 11 hubs with the performance of 67.8%.
- ▶ Using the 60% achievement as the minimum standard, the achievement of the MCs in this Hub could be considered satisfactory on all dimensions of the 5Ps except the Peace dimension.
- ▶ On the SDGs, the top three priority goals for the Paramaribo (Suriname) Hub are (in order of priority) SDG 9 (Industry, Innovation and Infrastructure) (38.5%), SDG 14 (Life Below Water) (54.1%), and SDG 16 (Peace, Justice, and Strong Institutions) (59.2%).

5 Dimensions, by Achievement (%)



Overall SDG Achievement (%) per Goal



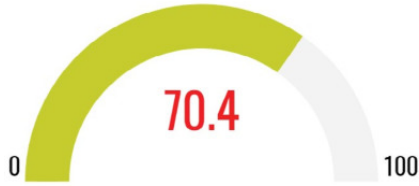
SDG Score Country



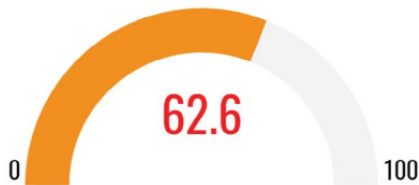
**2<sup>nd</sup>** RANK  
OUT OF 11 RHs

# Rabat (Morocco) Hub

Hub Score



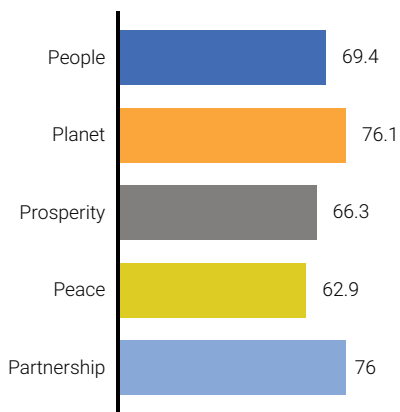
Overall IsDB Score



## Highlights

- ▶ The performance (70.4%) of the MCs in the Rabat (Morocco) Hub (comprising four countries, Morocco, Algeria, Mauritania and Tunisia) ranks 2nd out of 11 hubs.
- ▶ Using the 60% achievement as the minimum standard, this achievement of the MCs in the Rabat (Morocco) Hub could be considered satisfactory on all dimensions of the 5Ps.
- ▶ On the SDGs, the Rabat (Morocco) Hub MCs, as a group, also faces a serious challenge on SDG 5 (Gender Equality). The other goal requiring development acceleration is SDG 9 (Industry, Innovation and Infrastructure).

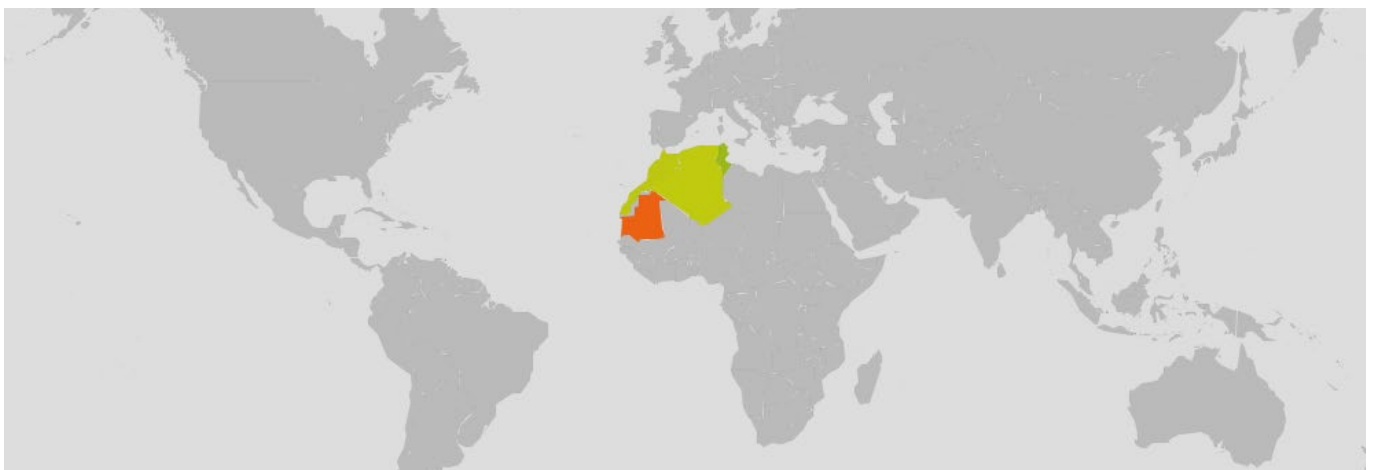
5 Dimensions, by Achievement (%)



Overall SDG Achievement (%) per Goal



SDG Score Country





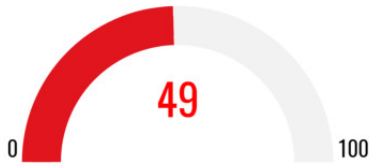


## Country Profiles on SDGs

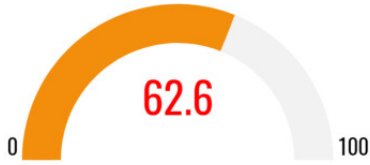
# Afghanistan

Ranked **49** out of 54 IsDB MCs

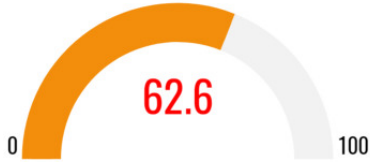
## Country Score



## Hub Score



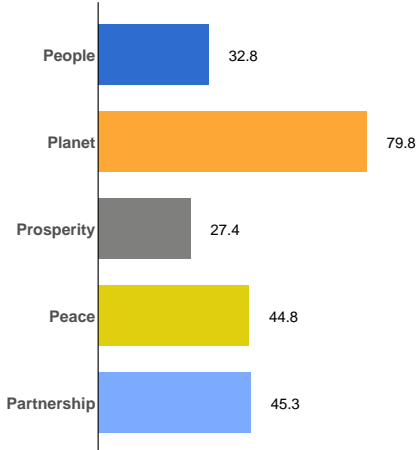
## Overall IsDB Score



## Goal Level Achievements



## Achievement by "5Ps"



## Country Trends Goal

1 NO POVERTY	2 ZERO HUNGER	3 GOOD HEALTH AND WELL-BEING	4 QUALITY EDUCATION	5 GENDER EQUALITY	6 CLEAN WATER AND SANITATION
↓	→	→	→	↗	↗
→	→	→	●	→	↑
→	●	↗	→	↗	SUSTAINABLE DEVELOPMENT GOALS

- ↓ Decreasing → Stagnating ↗ Moderately improving
- ↑ On track or maintaining SDG achievement
- Information unavailable

## Most challenging goals



**9 INDUSTRY, INNOVATION AND INFRASTRUCTURE** Internet use is low (18.4%) and mobile broadband subscriptions is also low (18.5 per 100 inhabitants). In addition, the quality of trade and transport-related infrastructure index score is only 1.8 out of 5.0.

**1 NO POVERTY** The poverty headcount ratios at \$2.15/day (54.6%) and at \$3.65/day (77.3%) are still very high and their trends have been declining.

**11 SUSTAINABLE CITIES AND COMMUNITIES** The proportion of urban population living in slums is 73.3% and the proportion of satisfaction with public transport is only 22.0%. In addition, their trends are decreasing.

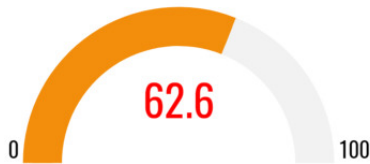
# Albania

Ranked **3** out of 54 IsDB MCs

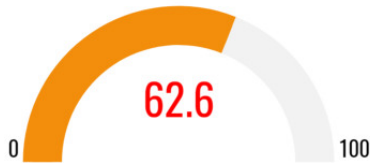
## Country Score



## Hub Score



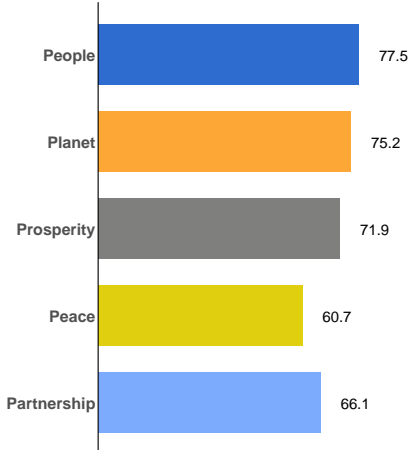
## Overall IsDB Score



## Goal Level Achievements



## Achievement by "5Ps"



## Country Trends Goal

1 NO POVERTY	2 ZERO HUNGER	3 GOOD HEALTH AND WELL-BEING	4 QUALITY EDUCATION	5 GENDER EQUALITY	6 CLEAN WATER AND SANITATION
↑	↗	↗	↓	↗	↑
7 AFFORDABLE AND CLEAN ENERGY	8 DECENT WORK AND ECONOMIC GROWTH	9 INDUSTRY, INNOVATION AND INFRASTRUCTURE	10 REDUCED INEQUALITIES	11 SUSTAINABLE CITIES AND COMMUNITIES	12 RESPONSIBLE CONSUMPTION AND PRODUCTION
↗	→	↗	↑	→	→
13 CLIMATE ACTION	14 LIFE BELOW WATER	15 LIFE ON LAND	16 PEACE, JUSTICE AND STRONG INSTITUTIONS	17 PARTNERSHIPS FOR THE GOALS	SUSTAINABLE DEVELOPMENT GOALS
↗	→	→	→	→	

↓ Decreasing    → Stagnating    ↗ Moderately improving  
 ↑ On track or maintaining SDG achievement  
 ● Information unavailable

## Most challenging goals



The Logistics Performance Index score is low at 2.3 on a scale of 1-5. The number of scientific and technical journal articles per 1,000 population is only 0.3%.

The percentage of fish caught by trawling or dredging is high (75.2%) and of fish caught that are then discarded is high 23.8%. Also, Their trends are stagnating.

The prevalence of adult obesity is also high at 19.9% and its trend is decreasing. Moreover, the Human Trophic Level is not good and its trend is also declining.

# Algeria

Ranked 9 out of 54 IsDB MCs

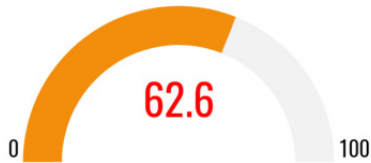
## Country Score



## Hub Score



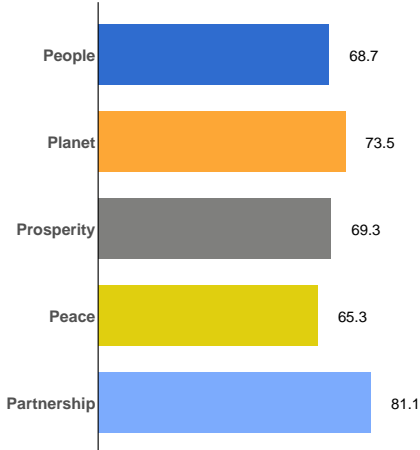
## Overall IsDB Score



## Goal Level Achievements



## Achievement by "5Ps"



## Country Trends Goal

1 NO POVERTY	2 ZERO HUNGER	3 GOOD HEALTH AND WELL-BEING	4 QUALITY EDUCATION	5 GENDER EQUALITY	6 CLEAN WATER AND SANITATION
↑	↗	↗	↑	→	→
7 AFFORDABLE AND CLEAN ENERGY	8 DECENT WORK AND ECONOMIC GROWTH	9 INDUSTRY, INNOVATION AND INFRASTRUCTURE	10 REDUCED INEQUALITIES	11 SUSTAINABLE CITIES AND COMMUNITIES	12 RESPONSIBLE CONSUMPTION AND PRODUCTION
↗	→	↗	●	→	↑
13 CLIMATE ACTION	14 LIFE BELOW WATER	15 LIFE ON LAND	16 PEACE, JUSTICE AND STRONG INSTITUTIONS	17 PARTNERSHIPS FOR THE GOALS	SUSTAINABLE DEVELOPMENT GOALS
↗	→	↓	↓	↗	

↓ Decreasing    → Stagnating    ↗ Moderately improving  
 ↑ On track or maintaining SDG achievement  
 ● Information unavailable

## Most challenging goals



The female labor force participation to male labor force participation ratio is only 25.6%. Also, the seats held by women in national parliaments ratios is very low (8.1%) and its trend is declining.



The Logistics Performance Index (Quality of trade and transport-related infrastructure) score is low at 2.4 on a scale of 1-5, and its trend is decreasing. In addition, R&D expenditure is only 0.5% of GDP.



The prevalence of adult obesity is high at 27.4% and its trend is decreasing. Also, the ratio of cereal yield and the index of Sustainable Nitrogen Management is low and their trends have been stagnating.



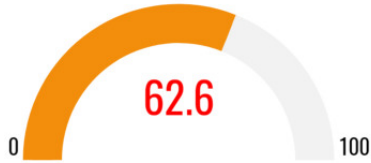
# Azerbaijan

Ranked **2** out of 54 IsDB MCs

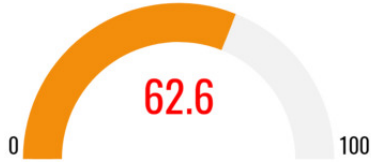
## Country Score



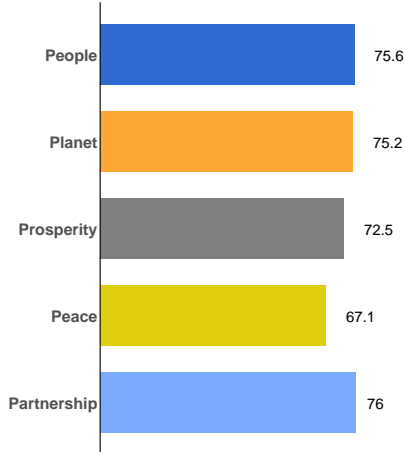
## Hub Score



## Overall IsDB Score



## Achievement by "5Ps"



## Goal Level Achievements



## Country Trends Goal

1 NO POVERTY	2 ZERO HUNGER	3 GOOD HEALTH AND WELL-BEING	4 QUALITY EDUCATION	5 GENDER EQUALITY	6 CLEAN WATER AND SANITATION
↑	→	↗	↗	→	↑
→	→	↗	●	↗	↗
↗	●	↗	→	↑	SUSTAINABLE DEVELOPMENT GOALS

- ↓ Decreasing
- Stagnating
- ↗ Moderately improving
- ↑ On track or maintaining SDG achievement
- Information unavailable

## Most challenging goals



The number of scientific and technical journal articles (per 1,000 population) is 0.2 and its trend is stagnating. In addition, R&D expenditure to GDP ratio is 0.2 and its trend is also stagnating.

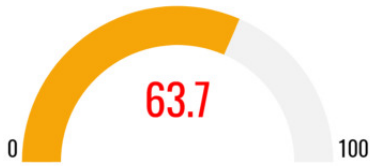
Demand for family planning satisfied by modern methods is low (21.5%). Additionally, the ratio of seats held by women in the national parliament is 18.2%. Their trends are stagnating.

The prevalence of stunting in children under 5 years of age is 13.3%. The prevalence of adult obesity is high at 19.9% and its trend is declining.

# Bahrain

Ranked **29** out of 54 IsDB MCs

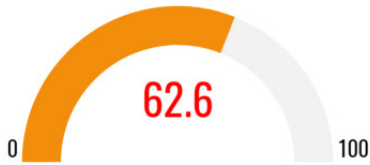
## Country Score



## Hub Score



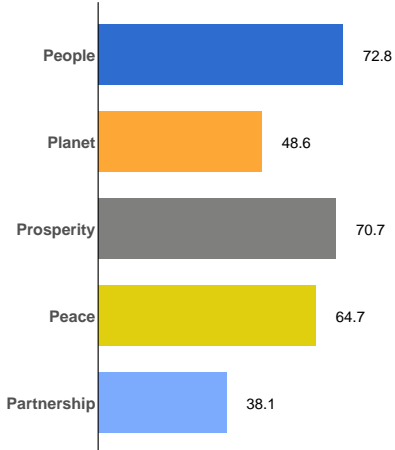
## Overall IsDB Score



## Goal Level Achievements



## Achievement by "5Ps"



## Country Trends Goal

1 NO POVERTY	2 ZERO HUNGER	3 GOOD HEALTH AND WELL-BEING	4 QUALITY EDUCATION	5 GENDER EQUALITY	6 CLEAN WATER AND SANITATION
●	→	↗	→	→	↑
↗	→	↗	●	→	↗
↓	→	↓	→	→	SUSTAINABLE DEVELOPMENT GOALS

↓ Decreasing    → Stagnating    ↗ Moderately improving  
 ↑ On track or maintaining SDG achievement  
 ● Information unavailable

## Most challenging goals



Both CO2 emissions from fossil fuel combustion and cement production, and CO2 emissions embodied in imports are very high and their trends are either declining or stagnating.

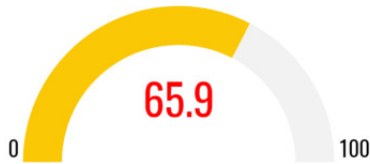
Government spending on health and education is very low compared to similar countries (4.7% of GDP), and its trend is decreasing.

The mean area that is protected in terrestrial sites important to biodiversity is very low and its trend is stagnating. In addition, the Red List Index of species survival is low and its trend is decreasing.

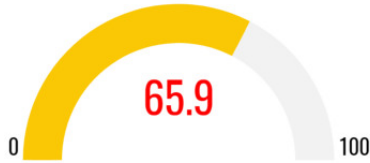
# Bangladesh

Ranked **25** out of 54 IsDB MCs

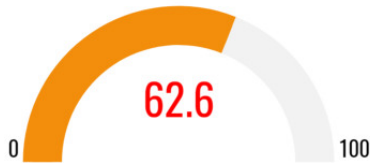
## Country Score



## Hub Score



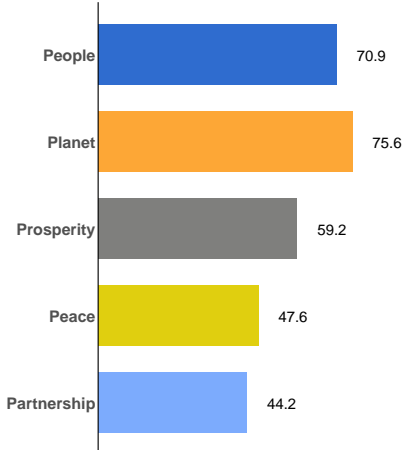
## Overall IsDB Score



## Goal Level Achievements



## Achievement by "5Ps"



## Country Trends Goal

1 NO POVERTY	2 ZERO HUNGER	3 GOOD HEALTH AND WELL-BEING	4 QUALITY EDUCATION	5 GENDER EQUALITY	6 CLEAN WATER AND SANITATION
↗	↗	↗	↑	→	↗
↗	→	↗	●	→	↑
→	↓	↓	↓	→	SUSTAINABLE DEVELOPMENT GOALS

↓ Decreasing    → Stagnating    ↗ Moderately improving  
 ↑ On track or maintaining SDG achievement  
 ● Information unavailable

## Most challenging goals



Goal 9: Internet use and mobile broadband subscriptions are still at low levels. The Logistics Performance Index (quality of trade and transport-related infrastructure) score is below average at 2.4 on a scale of 1-5.

Goal 17: Government spending on health and education as a percentage of GDP is very low (2.6%) and its trend is stagnating. Also, the government revenue excluding grants to GDP ratio is low (8.6%) and its trend is declining.

Goal 16: The Corruption Perception Index score is low at 25 on a scale of 0 (worst) to 100 (best). The Press Freedom Index score is also low and its trend has been declining.

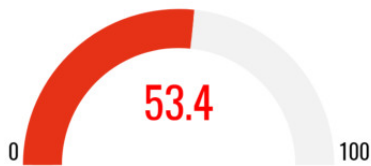
# Benin

Ranked **41** out of 54 IsDB MCs

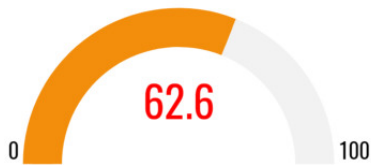
## Country Score



## Hub Score



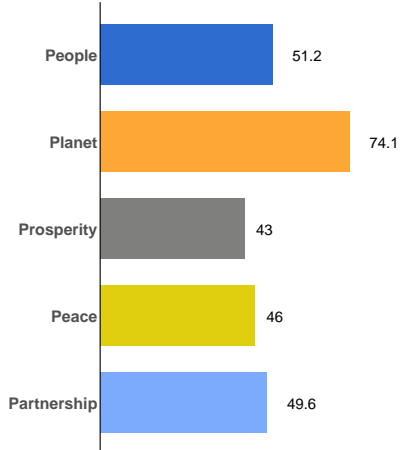
## Overall IsDB Score



## Goal Level Achievements



## Achievement by "5Ps"



## Country Trends Goal

1 NO POVERTY	2 ZERO HUNGER	3 GOOD HEALTH AND WELL-BEING	4 QUALITY EDUCATION	5 GENDER EQUALITY	6 CLEAN WATER AND SANITATION
↑	→	→	→	→	→
↓	↗	↗	↑	→	↗
→	→	→	→	↗	SUSTAINABLE DEVELOPMENT GOALS

↓ Decreasing    → Stagnating    ↗ Moderately improving  
 ↑ On track or maintaining SDG achievement  
 ● Information unavailable

## Most challenging goals



**7 AFFORDABLE AND CLEAN ENERGY** Access to electricity is low (41.4%), access to clean fuels and technology for cooking is very low at 3.8%, and its trend has been stagnating.

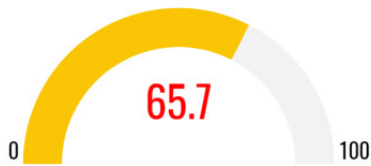
**9 INDUSTRY, INNOVATION AND INFRASTRUCTURE** The percentages of internet usage (34.0%) and mobile broadband subscriptions (33.4%) are low. The number of scientific and technical journal articles is very low (0.1 per 1000 population).

**5 GENDER EQUALITY** Demand for family planning satisfied by modern methods is low (28.0%). Additionally, the ratio of seats held by women in the national parliament is only 8.4% and its trend is stagnating.

# Brunei

Ranked **26** out of 54 IsDB MCs

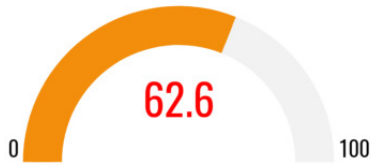
## Country Score



## Hub Score



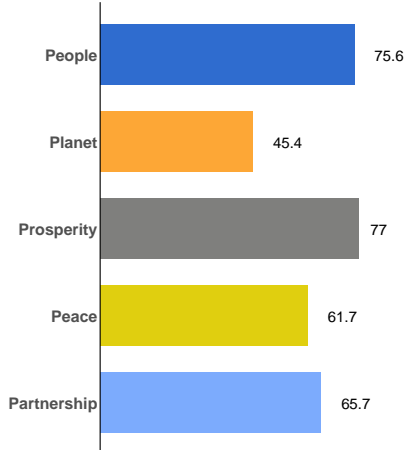
## Overall IsDB Score



## Goal Level Achievements



## Achievement by "5Ps"



## Country Trends Goal

1 NO POVERTY	2 ZERO HUNGER	3 GOOD HEALTH AND WELL-BEING	4 QUALITY EDUCATION	5 GENDER EQUALITY	6 CLEAN WATER AND SANITATION
●	↗	→	→	→	↑
↗	→	↑	●	↑	→
↓	→	→	↓	↗	

↓ Decreasing    → Stagnating    ↗ Moderately improving  
 ↑ On track or maintaining SDG achievement  
 ● Information unavailable

## Most challenging goals



SDG 13: CO2 emissions from fossil fuel combustion and cement production is very high, and its trend is declining. In addition, CO2 emissions embodied in imports and fossil fuel exports are high.

SDG 12: The electronic waste and nitrogen emissions embodied in imports are high. Moreover, production-based nitrogen emissions is high and its trend is declining.

SDG 14: The ratio of the mean area that is protected in marine sites important to biodiversity and the Ocean Health Index (clean waters) score are low. In addition, their trends are stagnating.

# Burkina Faso

Ranked **47** out of 54 IsDB MCs

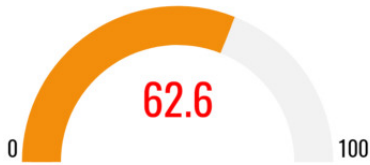
## Country Score



## Hub Score



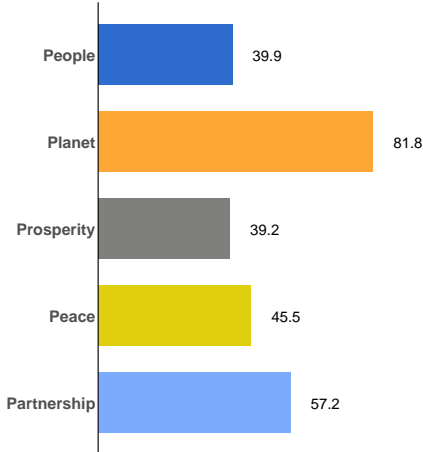
## Overall IsDB Score



## Goal Level Achievements



## Achievement by "5Ps"



## Country Trends Goal

1 NO POVERTY	2 ZERO HUNGER	3 GOOD HEALTH AND WELL-BEING	4 QUALITY EDUCATION	5 GENDER EQUALITY	6 CLEAN WATER AND SANITATION
→	→	→	↗	→	↓
7 AFFORDABLE AND CLEAN ENERGY	8 DECENT WORK AND ECONOMIC GROWTH	9 INDUSTRY, INNOVATION AND INFRASTRUCTURE	10 REDUCED INEQUALITIES	11 SUSTAINABLE CITIES AND COMMUNITIES	12 RESPONSIBLE CONSUMPTION AND PRODUCTION
→	→	→	↓	↗	↗
13 CLIMATE ACTION	14 LIFE BELOW WATER	15 LIFE ON LAND	16 PEACE, JUSTICE AND STRONG INSTITUTIONS	17 PARTNERSHIPS FOR THE GOALS	SUSTAINABLE DEVELOPMENT GOALS
→	●	↗	→	↗	

↓ Decreasing    → Stagnating    ↗ Moderately improving  
 ↗ On track or maintaining SDG achievement  
 ● Information unavailable

## Most challenging goals



**7 AFFORDABLE AND CLEAN ENERGY** Access to electricity is low, access to clean fuels and technology for cooking is very low, and their trends have been stagnating.

**9 INDUSTRY, INNOVATION AND INFRASTRUCTURE** The percentage of the population using the Internet is low at 21.6%. Moreover, the number of scientific and technical journal articles (per 1,000 population) is very low and its trend is stagnating.

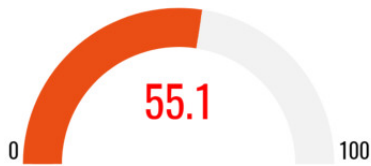
**10 REDUCED INEQUALITIES** The Gini coefficient (47.3) is very high and its trend is declining. In addition, the Palma ratio of income inequality is high.



# Cameroon

Ranked **40** out of 54 IsDB MCs

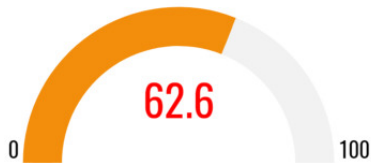
## Country Score



## Hub Score



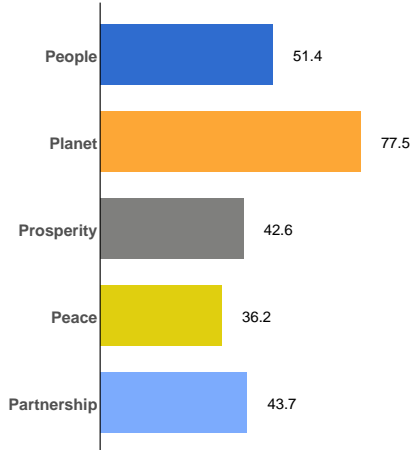
## Overall IsDB Score



## Goal Level Achievements



## Achievement by "5Ps"



## Country Trends Goal

1 NO POVERTY	2 ZERO HUNGER	3 GOOD HEALTH AND WELL-BEING	4 QUALITY EDUCATION	5 GENDER EQUALITY	6 CLEAN WATER AND SANITATION
→	→	→	→	↗	→
7 AFFORDABLE AND CLEAN ENERGY	8 DECENT WORK AND ECONOMIC GROWTH	9 INDUSTRY, INNOVATION AND INFRASTRUCTURE	10 REDUCED INEQUALITIES	11 SUSTAINABLE CITIES AND COMMUNITIES	12 RESPONSIBLE CONSUMPTION AND PRODUCTION
→	→	↗	●	→	↗
13 CLIMATE ACTION	14 LIFE BELOW WATER	15 LIFE ON LAND	16 PEACE, JUSTICE AND STRONG INSTITUTIONS	17 PARTNERSHIPS FOR THE GOALS	SUSTAINABLE DEVELOPMENT GOALS
↗	↗	↓	→	→	

↓ Decreasing → Stagnating ↗ Moderately improving  
 ↗ On track or maintaining SDG achievement  
 ● Information unavailable

## Most challenging goals



The values of the Gini coefficient (46.6) and the Palma ratio (2.7) are very high.

The percentage of the population using the Internet (45.6) and of mobile broadband subscriptions (38.2 %) are low. Moreover, the number of scientific and technical journal articles (per 1,000 population) is low.

The percentage of unsentenced detainees of prison population is very high at 66.8% and the Corruption Perception Index score is low at 26.0 on a scale of 0 (worst) to 100 (best). In addition, their trends have been declining.

# Chad

Ranked **54** out of 54 IsDB MCs

## Country Score



## Hub Score



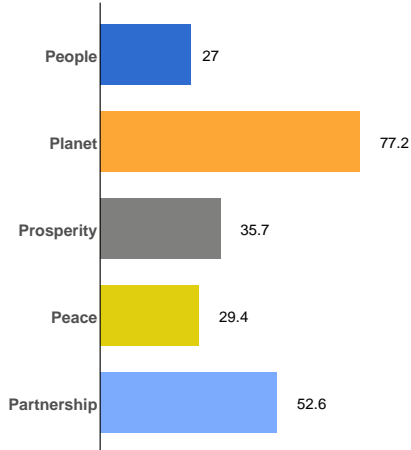
## Overall IsDB Score



## Goal Level Achievements



## Achievement by "5Ps"



## Country Trends Goal

1 NO POVERTY	2 ZERO HUNGER	3 GOOD HEALTH AND WELL-BEING	4 QUALITY EDUCATION	5 GENDER EQUALITY	6 CLEAN WATER AND SANITATION
↓	→	→	→	→	→
7 AFFORDABLE AND CLEAN ENERGY	8 DECENT WORK AND ECONOMIC GROWTH	9 INDUSTRY, INNOVATION AND INFRASTRUCTURE	10 REDUCED INEQUALITIES	11 SUSTAINABLE CITIES AND COMMUNITIES	12 RESPONSIBLE CONSUMPTION AND PRODUCTION
→	→	→	●	→	↗
13 CLIMATE ACTION	14 LIFE BELOW WATER	15 LIFE ON LAND	16 PEACE, JUSTICE AND STRONG INSTITUTIONS	17 PARTNERSHIPS FOR THE GOALS	SUSTAINABLE DEVELOPMENT GOALS
↑	●	→	↓	↗	

↓ Decreasing    → Stagnating    ↗ Moderately improving  
 ↑ On track or maintaining SDG achievement  
 ● Information unavailable

## Most challenging goals



**7 AFFORDABLE AND CLEAN ENERGY** Access to electricity is low (11.1%), access to clean fuels and technology for cooking is very low at 6.8%, and their trends have been stagnating.

**9 INDUSTRY, INNOVATION AND INFRASTRUCTURE** The percentage of the population using the Internet (17.9%) and mobile broadband subscriptions (7.3%) are very low, and their trends are stagnating.

**4 QUALITY EDUCATION** The net primary enrolment rate is low at 77.7%, and its trend is declining. The lower secondary completion rate is 19.2%, and its trend is stagnating. In addition, the literacy rate of 15-24 year-olds is only 35.2%.



# Comoros

Ranked **48** out of 54 IsDB MCs

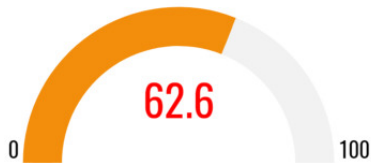
## Country Score



## Hub Score



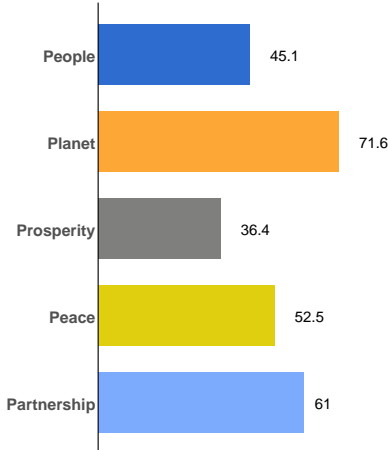
## Overall IsDB Score



## Goal Level Achievements



## Achievement by "5Ps"



## Country Trends Goal

1 NO POVERTY	2 ZERO HUNGER	3 GOOD HEALTH AND WELL-BEING	4 QUALITY EDUCATION	5 GENDER EQUALITY	6 CLEAN WATER AND SANITATION
→	→	→	●	→	→
7 AFFORDABLE AND CLEAN ENERGY	8 DECENT WORK AND ECONOMIC GROWTH	9 INDUSTRY, INNOVATION AND INFRASTRUCTURE	10 REDUCED INEQUALITIES	11 SUSTAINABLE CITIES AND COMMUNITIES	12 RESPONSIBLE CONSUMPTION AND PRODUCTION
↗	●	→	●	→	●
13 CLIMATE ACTION	14 LIFE BELOW WATER	15 LIFE ON LAND	16 PEACE, JUSTICE AND STRONG INSTITUTIONS	17 PARTNERSHIPS FOR THE GOALS	SUSTAINABLE DEVELOPMENT GOALS
→	↓	↗	↓	→	

↓ Decreasing    → Stagnating    ↗ Moderately improving  
 ↗ On track or maintaining SDG achievement  
 ● Information unavailable

## Most challenging goals



The percentage of the population using the Internet (27.3%) is very low. The quality of overall infrastructure is low at 2.3 on a scale of 1-5, and its trend is declining.

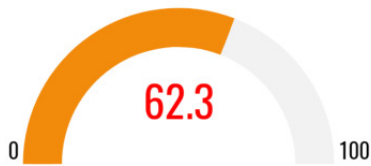
The values of the Gini coefficient (45.3) and the Palma ratio (2.5) are very high.

Demand for family planning satisfied by modern methods is low (28.8%), and its trend is stagnating. The percentage of seats held by women in the national parliament is only 16.7%.

# Côte d'Ivoire

Ranked **31** out of 54 IsDB MCs

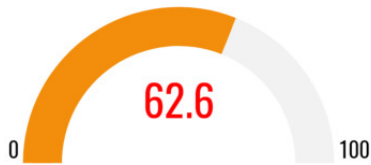
## Country Score



## Hub Score



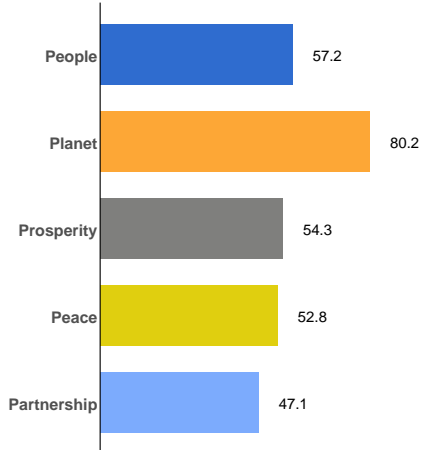
## Overall IsDB Score



## Goal Level Achievements



## Achievement by "5Ps"



## Country Trends Goal

1 NO POVERTY ↑	2 ZERO HUNGER →	3 GOOD HEALTH AND WELL-BEING →	4 QUALITY EDUCATION ↑	5 GENDER EQUALITY ↗	6 CLEAN WATER AND SANITATION →
7 AFFORDABLE AND CLEAN ENERGY →	8 DECENT WORK AND ECONOMIC GROWTH ↗	9 INDUSTRY, INNOVATION AND INFRASTRUCTURE ↗	10 REDUCED INEQUALITIES ↑	11 SUSTAINABLE CITIES AND COMMUNITIES →	12 RESPONSIBLE CONSUMPTION AND PRODUCTION ↑
13 CLIMATE ACTION ↗	14 LIFE BELOW WATER ↗	15 LIFE ON LAND →	16 PEACE, JUSTICE AND STRONG INSTITUTIONS →	17 PARTNERSHIPS FOR THE GOALS →	SUSTAINABLE DEVELOPMENT GOALS

↓ Decreasing    → Stagnating    ↗ Moderately improving  
 ↑ On track or maintaining SDG achievement  
 ● Information unavailable

## Most challenging goals



**9 INDUSTRY, INNOVATION AND INFRASTRUCTURE**  
The percentage of the population using the Internet (45.4%) is low. The number of scientific and technical journal articles (per 1,000 population) is very low, and its trend is stagnating.

**3 GOOD HEALTH AND WELL-BEING**  
The maternal mortality rate is 479.9 per 100,000 live births, and the neonatal mortality rate is 32.3 per 1,000 live births. Traffic deaths per 100,000 population is very high at 24.1, and its trend is decreasing.

**17 PARTNERSHIPS FOR THE GOALS**  
Government spending on health and education is very low (4.7% of GDP), and its trend is stagnating. Also, the government revenue excluding grants to GDP ratio is low (8.6%).

# Djibouti

Ranked **46** out of 54 IsDB MCs

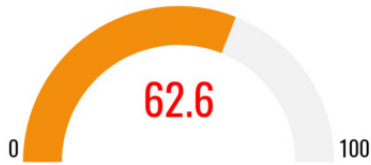
## Country Score



## Hub Score



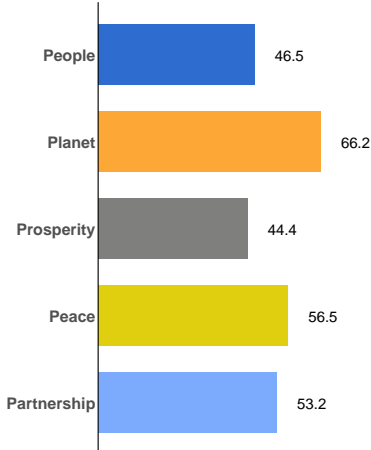
## Overall IsDB Score



## Goal Level Achievements



## Achievement by "5Ps"



## Country Trends Goal

1 NO POVERTY	2 ZERO HUNGER	3 GOOD HEALTH AND WELL-BEING	4 QUALITY EDUCATION	5 GENDER EQUALITY	6 CLEAN WATER AND SANITATION
↗	→	→	→	↗	→
7 AFFORDABLE AND CLEAN ENERGY	8 DECENT WORK AND ECONOMIC GROWTH	9 INDUSTRY, INNOVATION AND INFRASTRUCTURE	10 REDUCED INEQUALITIES	11 SUSTAINABLE CITIES AND COMMUNITIES	12 RESPONSIBLE CONSUMPTION AND PRODUCTION
→	↓	↑	●	↗	↑
13 CLIMATE ACTION	14 LIFE BELOW WATER	15 LIFE ON LAND	16 PEACE, JUSTICE AND STRONG INSTITUTIONS	17 PARTNERSHIPS FOR THE GOALS	SUSTAINABLE DEVELOPMENT GOALS
↗	↓	↓	→	→	

↓ Decreasing    → Stagnating    ↗ Moderately improving  
 ↑ On track or maintaining SDG achievement  
 ● Information unavailable

## Most challenging goals



**7 AFFORDABLE AND CLEAN ENERGY**  
Access to electricity is only 61.8%, while access to clean fuels and technology for cooking is much lower at 9.7%, and their trends are stagnating.

**4 QUALITY EDUCATION**  
The participation rate in pre-primary organized learning of children aged 4 to 6 is only 16.9% and the net primary school enrolment rate is 66.7%. In addition, the lower secondary completion rate is very low, at 55.0%.

**9 INDUSTRY, INNOVATION AND INFRASTRUCTURE**  
The percentage of mobile broadband subscriptions (35.9 %) is low. Moreover, the number of scientific and technical journal articles (per 1,000 population) is very low, and its trend is stagnating.

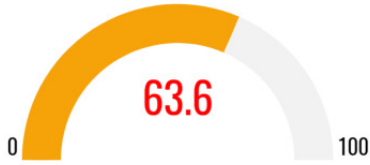
# Egypt

Ranked **15** out of 54 IsDB MCs

## Country Score



## Hub Score



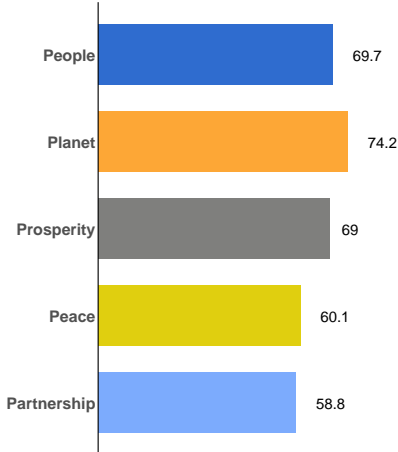
## Overall IsDB Score



## Goal Level Achievements



## Achievement by "5Ps"



## Country Trends Goal

1 NO POVERTY ↓	2 ZERO HUNGER →	3 GOOD HEALTH AND WELL-BEING ↗	4 QUALITY EDUCATION ↑	5 GENDER EQUALITY ↗	6 CLEAN WATER AND SANITATION ↑
7 AFFORDABLE AND CLEAN ENERGY ↗	8 DECENT WORK AND ECONOMIC GROWTH ↗	9 INDUSTRY, INNOVATION AND INFRASTRUCTURE ↗	10 REDUCED INEQUALITIES ●	11 SUSTAINABLE CITIES AND COMMUNITIES ↗	12 RESPONSIBLE CONSUMPTION AND PRODUCTION ↑
13 CLIMATE ACTION ↗	14 LIFE BELOW WATER →	15 LIFE ON LAND →	16 PEACE, JUSTICE AND STRONG INSTITUTIONS →	17 PARTNERSHIPS FOR THE GOALS →	SUSTAINABLE DEVELOPMENT GOALS

↓ Decreasing    → Stagnating    ↗ Moderately improving  
 ↑ On track or maintaining SDG achievement  
 ● Information unavailable

## Most challenging goals



The Ocean Health Index (clean waters) score is 51.7 on a scale of 0-100, and its trend is decreasing. The mean area that is protected in marine sites important to biodiversity is 46.4%, and its trend is stagnating.

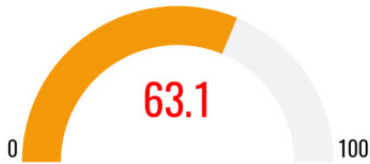
The ratio of female-to-male labor force participation rate is only 22.1%, and its trend is decreasing. The percentage of seats held by women in the national parliament is low.

The number of scientific and technical journal articles (per 1,000 population) is very low. Moreover, the ratio of expenditure on R&D to GDP is only 1.0%.

# Gabon

Ranked **30** out of 54 IsDB MCs

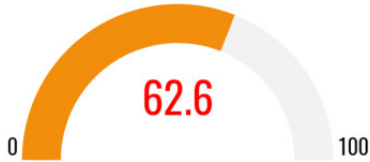
## Country Score



## Hub Score



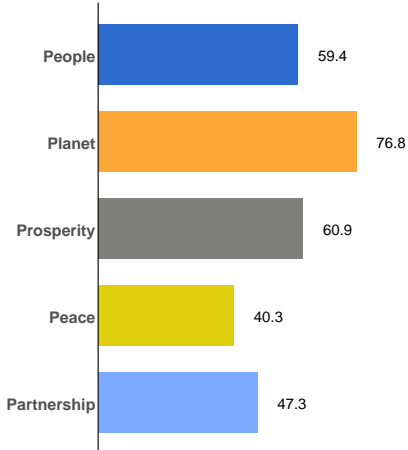
## Overall IsDB Score



## Goal Level Achievements



## Achievement by "5Ps"



## Country Trends Goal

1 NO POVERTY	2 ZERO HUNGER	3 GOOD HEALTH AND WELL-BEING	4 QUALITY EDUCATION	5 GENDER EQUALITY	6 CLEAN WATER AND SANITATION
→	→	→	●	→	→
7 AFFORDABLE AND CLEAN ENERGY	8 DECENT WORK AND ECONOMIC GROWTH	9 INDUSTRY, INNOVATION AND INFRASTRUCTURE	10 REDUCED INEQUALITIES	11 SUSTAINABLE CITIES AND COMMUNITIES	12 RESPONSIBLE CONSUMPTION AND PRODUCTION
↑	↗	↗	●	→	↑
13 CLIMATE ACTION	14 LIFE BELOW WATER	15 LIFE ON LAND	16 PEACE, JUSTICE AND STRONG INSTITUTIONS	17 PARTNERSHIPS FOR THE GOALS	SUSTAINABLE DEVELOPMENT GOALS
↑	→	↗	→	→	

↓ Decreasing    → Stagnating    ↗ Moderately improving  
 ↑ On track or maintaining SDG achievement  
 ● Information unavailable

## Most challenging goals



The ratio of expenditure on R&D to GDP is very low, at 0.6% of GDP. In addition, the percentage of the rural population with access to all-season roads is low.



The percentage of unsentenced detainees of prison population is very high at 80.2%. Moreover, the Corruption Perception Index score is low at 29 on a scale of 0 (worst) to 100 (best), and its trend has been stagnating.



The ratio of female-to-male mean years of education received is 74.7%, and its trend is declining. The percentage of seats held by women in the national parliaments is only 16.2%.

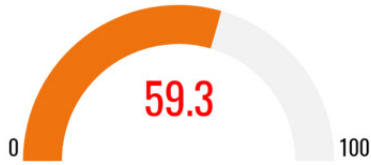
# Gambia

Ranked **34** out of 54 IsDB MCs

## Country Score



## Hub Score



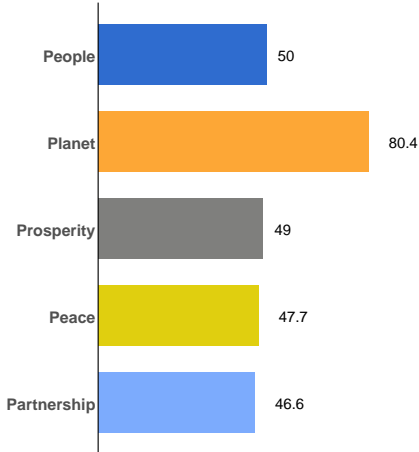
## Overall IsDB Score



## Goal Level Achievements



## Achievement by "5Ps"



## Country Trends Goal

1 NO POVERTY	2 ZERO HUNGER	3 GOOD HEALTH AND WELL-BEING	4 QUALITY EDUCATION	5 GENDER EQUALITY	6 CLEAN WATER AND SANITATION
↗	→	→	→	↗	→
7 AFFORDABLE AND CLEAN ENERGY	8 DECENT WORK AND ECONOMIC GROWTH	9 INDUSTRY, INNOVATION AND INFRASTRUCTURE	10 REDUCED INEQUALITIES	11 SUSTAINABLE CITIES AND COMMUNITIES	12 RESPONSIBLE CONSUMPTION AND PRODUCTION
→	↗	→	●	→	↑
13 CLIMATE ACTION	14 LIFE BELOW WATER	15 LIFE ON LAND	16 PEACE, JUSTICE AND STRONG INSTITUTIONS	17 PARTNERSHIPS FOR THE GOALS	
↑	↓	↗	↗	↗	

↓ Decreasing    → Stagnating    ↗ Moderately improving  
 ↑ On track or maintaining SDG achievement  
 ● Information unavailable

## Most challenging goals



**9 INDUSTRY, INNOVATION AND INFRASTRUCTURE** The percentage of the population using the Internet is low (33.0%). The score of the quality of overall infrastructure is low at 1.8 on a scale of 1-5, and its trend is decreasing.

**7 AFFORDABLE AND CLEAN ENERGY** Access to electricity is 62.3%. Moreover, access to clean fuels and technology for cooking is very low at 1.7%, and its trend is declining.

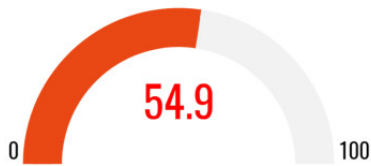
**5 GENDER EQUALITY** Demand for family planning satisfied by modern methods is 41.1. The percentage of seats held by women in the national parliament is only 8.6%, and its trend has been declining.



# Guinea

Ranked **43** out of 54 IsDB MCs

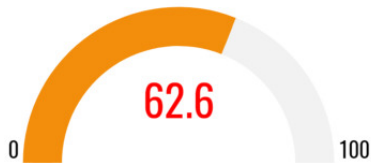
## Country Score



## Hub Score



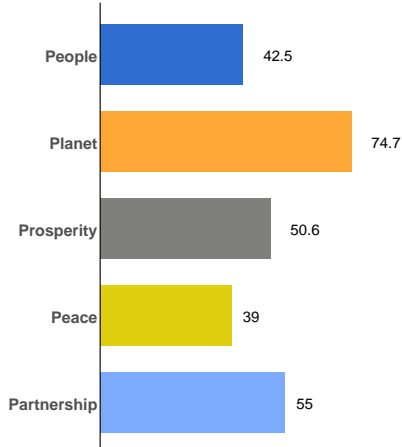
## Overall IsDB Score



## Goal Level Achievements



## Achievement by "5Ps"



## Country Trends Goal

1 NO POVERTY	2 ZERO HUNGER	3 GOOD HEALTH AND WELL-BEING	4 QUALITY EDUCATION	5 GENDER EQUALITY	6 CLEAN WATER AND SANITATION
↗	→	→	↗	→	→
7 AFFORDABLE AND CLEAN ENERGY	8 DECENT WORK AND ECONOMIC GROWTH	9 INDUSTRY, INNOVATION AND INFRASTRUCTURE	10 REDUCED INEQUALITIES	11 SUSTAINABLE CITIES AND COMMUNITIES	12 RESPONSIBLE CONSUMPTION AND PRODUCTION
→	→	→	●	→	↗
13 CLIMATE ACTION	14 LIFE BELOW WATER	15 LIFE ON LAND	16 PEACE, JUSTICE AND STRONG INSTITUTIONS	17 PARTNERSHIPS FOR THE GOALS	SUSTAINABLE DEVELOPMENT GOALS
→	↓	→	→	↗	

↓ Decreasing → Stagnating ↗ Moderately improving  
 ↗ On track or maintaining SDG achievement  
 ● Information unavailable

## Most challenging goals



**9 INDUSTRY, INNOVATION AND INFRASTRUCTURE** The percentage of the population using the Internet (34.7) and of mobile broadband subscriptions (23.4 %) are very low. The Logistics Performance Index score is also very low at 1.6 on a scale of 1-5, and its trend is decreasing.

**7 AFFORDABLE AND CLEAN ENERGY** Access to electricity is 44.7%. Moreover, access to clean fuels and technology for cooking is very low at 1.9% and its trend has been stagnating.

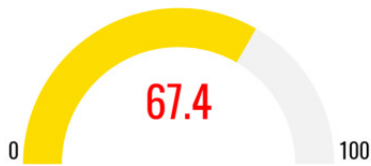
**5 GENDER EQUALITY** The ratio of female-to-male mean years of education received is only 39.8%, and its trend is stagnating. The percentage of seats held by women in the national parliament is 16.7%, and its trend has been declining.



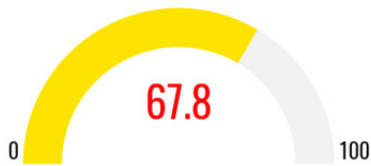
# Guyana

Ranked **23** out of 54 IsDB MCs

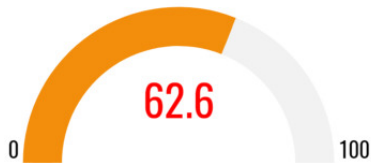
## Country Score



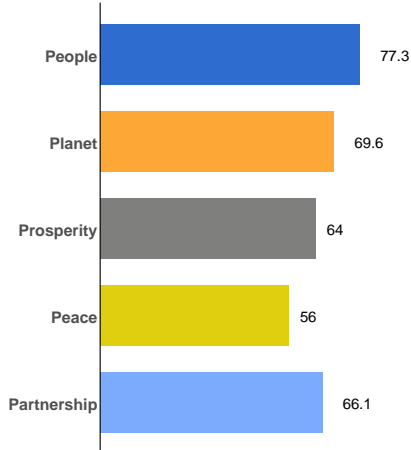
## Hub Score



## Overall IsDB Score



## Achievement by "5Ps"



## Goal Level Achievements



## Country Trends Goal

1 NO POVERTY	2 ZERO HUNGER	3 GOOD HEALTH AND WELL-BEING	4 QUALITY EDUCATION	5 GENDER EQUALITY	6 CLEAN WATER AND SANITATION
↑	↗	↗	↑	↗	→
→	↗	↗	●	↗	●
→	↗	↗	→	↑	SUSTAINABLE DEVELOPMENT GOALS

↓ Decreasing    → Stagnating    ↗ Moderately improving  
 ↑ On track or maintaining SDG achievement  
 ● Information unavailable

## Most challenging goals



The percentage of mobile broadband subscriptions (33.8 %) is low. The Logistics Performance Index score is also very low at 2.1 on a scale of 1-5, and its trend is decreasing.

The marine biodiversity threats embodied in imports are high. Moreover, the percentage of fish caught that are then discarded is also high.

The scores in the timeliness of administrative proceedings and expropriations that are lawful and adequately compensated are low. In addition, their trends have been declining.

# Indonesia

Ranked **11** out of 54 IsDB MCs

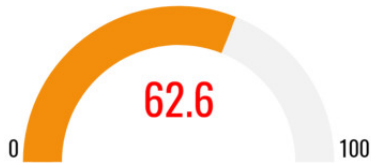
## Country Score



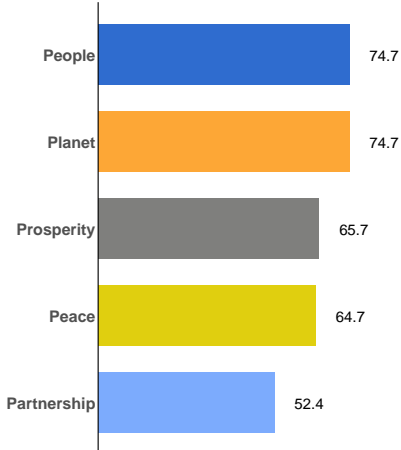
## Hub Score



## Overall IsDB Score



## Achievement by "5Ps"



## Goal Level Achievements



## Country Trends Goal

1 NO POVERTY ↑	2 ZERO HUNGER →	3 GOOD HEALTH AND WELL-BEING ↗	4 QUALITY EDUCATION ↑	5 GENDER EQUALITY ↗	6 CLEAN WATER AND SANITATION ↑
7 AFFORDABLE AND CLEAN ENERGY →	8 DECENT WORK AND ECONOMIC GROWTH ↗	9 INDUSTRY, INNOVATION AND INFRASTRUCTURE ↗	10 REDUCED INEQUALITIES ↗	11 SUSTAINABLE CITIES AND COMMUNITIES →	12 RESPONSIBLE CONSUMPTION AND PRODUCTION ↗
13 CLIMATE ACTION →	14 LIFE BELOW WATER →	15 LIFE ON LAND →	16 PEACE, JUSTICE AND STRONG INSTITUTIONS →	17 PARTNERSHIPS FOR THE GOALS →	SUSTAINABLE DEVELOPMENT GOALS

↓ Decreasing    → Stagnating    ↗ Moderately improving  
 ↑ On track or maintaining SDG achievement  
 ● Information unavailable

## Most challenging goals



The number of scientific and technical journal articles (per 1,000 population) is low (0.2%). In addition, R&D expenditure is only 0.3% of GDP, and its trend has been stagnating.



The mean area that is protected in terrestrial sites and in freshwater sites important to biodiversity are only 25.9% and 39.0%, respectively, and their trends are stagnating. The Red List Index of species survival is also low, and its trend is decreasing.

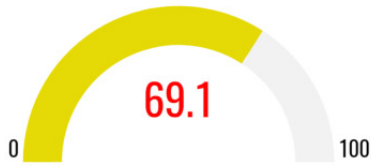


The government spending on health and education (as a percentage of GDP) is 5.4%. Tax revenue excluding grants (as a percentage of GDP) is only 10.5%, and its trend is declining.

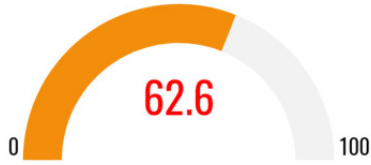
# Iran

Ranked **17** out of 54 IsDB MCs

## Country Score



## Hub Score



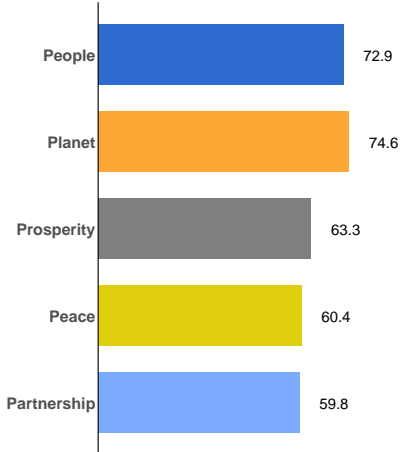
## Overall IsDB Score



## Goal Level Achievements



## Achievement by "5Ps"



## Country Trends Goal

1 NO POVERTY	2 ZERO HUNGER	3 GOOD HEALTH AND WELL-BEING	4 QUALITY EDUCATION	5 GENDER EQUALITY	6 CLEAN WATER AND SANITATION
→	→	↗	↑	→	↗
7 AFFORDABLE AND CLEAN ENERGY	8 DECENT WORK AND ECONOMIC GROWTH	9 INDUSTRY, INNOVATION AND INFRASTRUCTURE	10 REDUCED INEQUALITIES	11 SUSTAINABLE CITIES AND COMMUNITIES	12 RESPONSIBLE CONSUMPTION AND PRODUCTION
→	→	↑	↓	→	↗
13 CLIMATE ACTION	14 LIFE BELOW WATER	15 LIFE ON LAND	16 PEACE, JUSTICE AND STRONG INSTITUTIONS	17 PARTNERSHIPS FOR THE GOALS	SUSTAINABLE DEVELOPMENT GOALS
↗	↗	→	→	→	

↓ Decreasing    → Stagnating    ↗ Moderately improving  
 ↑ On track or maintaining SDG achievement  
 ● Information unavailable

## Most challenging goals



The ratio of female-to-male labor force participation rate is only 22.6%. In addition, the percentage of seats held by women in the national parliament is very low (5.6%), and its trend is stagnating.

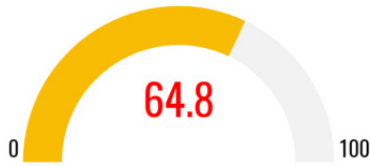
The values of the Gini coefficient (40.9) and the Palma ratio (1.9) are high.

The government spending on health and education (as a percentage of GDP) is only 6.7%, and its trend is declining. Also, the Statistical Performance Index score is low.

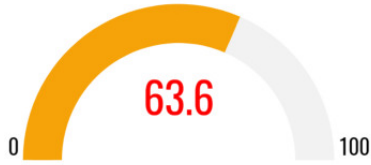
# Iraq

Ranked **27** out of 54 IsDB MCs

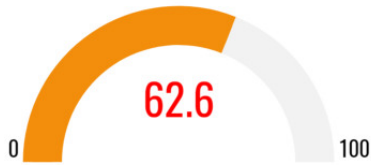
## Country Score



## Hub Score



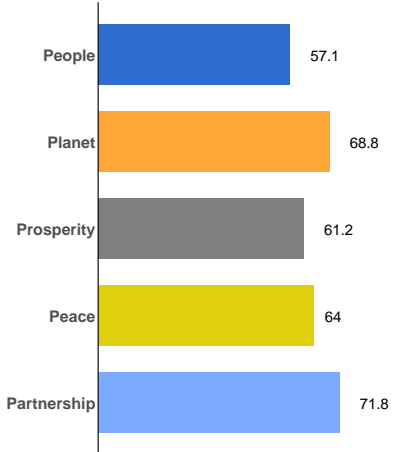
## Overall IsDB Score



## Goal Level Achievements



## Achievement by "5Ps"



## Country Trends Goal

1 NO POVERTY	2 ZERO HUNGER	3 GOOD HEALTH AND WELL-BEING	4 QUALITY EDUCATION	5 GENDER EQUALITY	6 CLEAN WATER AND SANITATION
●	→	↗	●	→	↑
↗	→	↗	●	→	↑
↗	→	↓	→	↑	SUSTAINABLE DEVELOPMENT GOALS

↓ Decreasing    → Stagnating    ↗ Moderately improving  
 ↑ On track or maintaining SDG achievement  
 ● Information unavailable

## Most challenging goals



The percentage of the population using the Internet is low (48.9%). Also, the Logistics Performance Index score is only 2.0 on a scale of 1-5, and its trend is decreasing. In addition, R&D expenditure is very low.

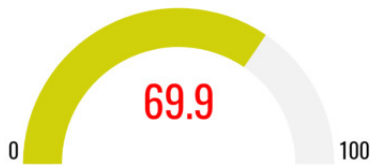
The mean area that is protected in terrestrial sites and in freshwater sites important to biodiversity are very low at 5.6% and 8.1%, respectively, and their trends are stagnating.

Unmet demand for contraceptives is 53.8%, and its trend is stagnating. The ratio of female-to-male labor force participation rate is low at 16.4%, and its trend is declining.

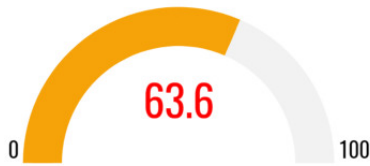
# Jordan

Ranked **12** out of 54 IsDB MCs

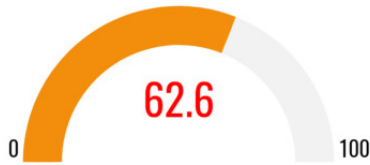
## Country Score



## Hub Score



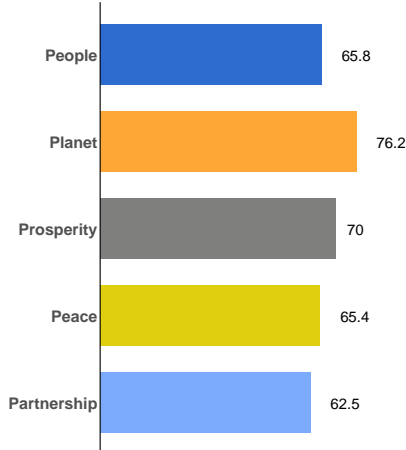
## Overall IsDB Score



## Goal Level Achievements



## Achievement by "5Ps"



## Country Trends Goal

1 NO POVERTY	2 ZERO HUNGER	3 GOOD HEALTH AND WELL-BEING	4 QUALITY EDUCATION	5 GENDER EQUALITY	6 CLEAN WATER AND SANITATION
↑	↗	→	→	→	→
↗	↗	↗	●	→	↗
↑	↑	→	→	→	SUSTAINABLE DEVELOPMENT GOALS

↓ Decreasing → Stagnating ↗ Moderately improving  
 ↑ On track or maintaining SDG achievement  
 ● Information unavailable

## Most challenging goals



**5 GENDER EQUALITY** The ratio of female-to-male labor force participation rate is low at 23.6%, and its trend is stagnating. The percentage of seats held by women in the national parliament is very low at 11.5%, and its trend is decreasing.

**15 LIFE ON LAND** The mean area that is protected in terrestrial sites and in freshwater sites important to biodiversity are very low at 12.7% and 18.7%, respectively, and their trends are stagnating.

**6 CLEAN WATER AND SANITATION** The scores of freshwater withdrawal (% of available freshwater resources) and anthropogenic wastewater that receives treatment have poor performance.

# Kazakhstan

Ranked **5** out of 54 IsDB MCs

## Country Score



## Hub Score



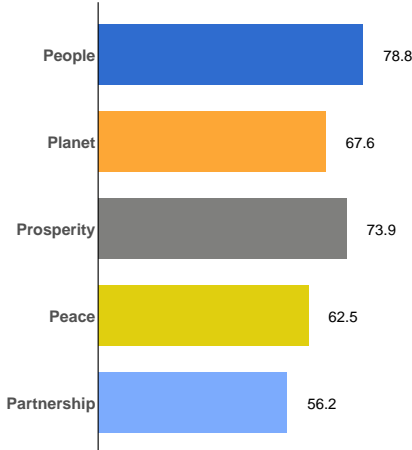
## Overall IsDB Score



## Goal Level Achievements



## Achievement by "5Ps"



## Country Trends Goal

1 NO POVERTY	2 ZERO HUNGER	3 GOOD HEALTH AND WELL-BEING	4 QUALITY EDUCATION	5 GENDER EQUALITY	6 CLEAN WATER AND SANITATION
↑	→	↗	→	→	↗
7 AFFORDABLE AND CLEAN ENERGY	8 DECENT WORK AND ECONOMIC GROWTH	9 INDUSTRY, INNOVATION AND INFRASTRUCTURE	10 REDUCED INEQUALITIES	11 SUSTAINABLE CITIES AND COMMUNITIES	12 RESPONSIBLE CONSUMPTION AND PRODUCTION
→	↗	↗	→	→	→
13 CLIMATE ACTION	14 LIFE BELOW WATER	15 LIFE ON LAND	16 PEACE, JUSTICE AND STRONG INSTITUTIONS	17 PARTNERSHIPS FOR THE GOALS	SUSTAINABLE DEVELOPMENT GOALS
↗	●	→	↗	↗	

↓ Decreasing → Stagnating ↗ Moderately improving  
 ↑ On track or maintaining SDG achievement  
 ● Information unavailable

## Most challenging goals



The number of scientific and technical journal articles (per 1,000 population) and expenditure on R&D (as a percentage of GDP) are very low.



The cereal yield and the Sustainable Nitrogen Management Index have poor performance, and their trends are either stagnating or declining.



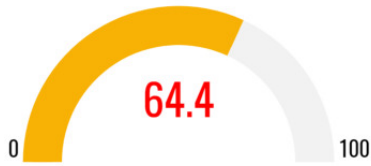
The government spending on health and education (as a percentage of GDP) is low at 7.0%. In addition, the government revenue excluding grants (as a percentage of GDP) is only 12.3%, and its trend is declining.



# Kuwait

Ranked **28** out of 54 IsDB MCs

## Country Score



## Hub Score



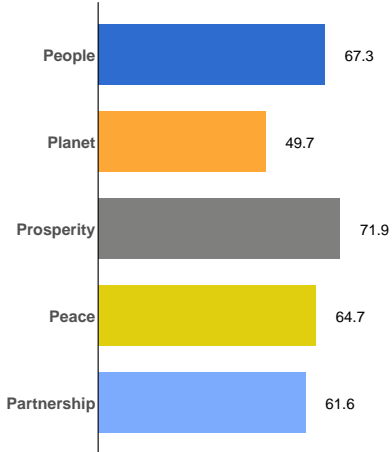
## Overall IsDB Score



## Goal Level Achievements



## Achievement by "5Ps"



## Country Trends Goal

1 NO POVERTY	2 ZERO HUNGER	3 GOOD HEALTH AND WELL-BEING	4 QUALITY EDUCATION	5 GENDER EQUALITY	6 CLEAN WATER AND SANITATION
●	→	↗	→	→	↑
7 AFFORDABLE AND CLEAN ENERGY	8 DECENT WORK AND ECONOMIC GROWTH	9 INDUSTRY, INNOVATION AND INFRASTRUCTURE	10 REDUCED INEQUALITIES	11 SUSTAINABLE CITIES AND COMMUNITIES	12 RESPONSIBLE CONSUMPTION AND PRODUCTION
↗	↗	↗	●	↗	↗
13 CLIMATE ACTION	14 LIFE BELOW WATER	15 LIFE ON LAND	16 PEACE, JUSTICE AND STRONG INSTITUTIONS	17 PARTNERSHIPS FOR THE GOALS	SUSTAINABLE DEVELOPMENT GOALS
→	↗	→	●	↗	

↓ Decreasing    → Stagnating    ↗ Moderately improving  
 ↑ On track or maintaining SDG achievement  
 ● Information unavailable

## Most challenging goals



**13 CLIMATE ACTION** CO2 emissions from fossil fuel combustion and cement production; and CO2 emissions embodied in imports and in fossil fuel exports are very high.

**14 LIFE BELOW WATER** The mean area that is protected in marine sites important to biodiversity is only 32.1%. The percentage of fish caught that are then discarded is very high at 79.7%, and its trend is stagnating.

**5 GENDER EQUALITY** The ratio of female-to-male labor force participation rate is low at 55.8%, and its trend is declining. Moreover, the percentage of seats held by women in the national parliament is very low, at only 1.5%.



# Kyrgyz Republic

Ranked **1** out of 54 IsDB MCs

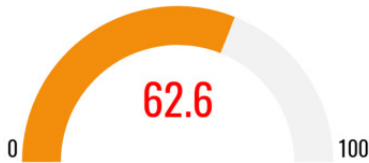
## Country Score



## Hub Score



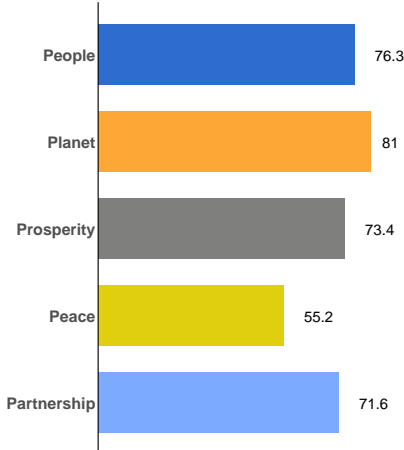
## Overall IsDB Score



## Goal Level Achievements



## Achievement by "5Ps"



## Country Trends Goal

1 NO POVERTY	2 ZERO HUNGER	3 GOOD HEALTH AND WELL-BEING	4 QUALITY EDUCATION	5 GENDER EQUALITY	6 CLEAN WATER AND SANITATION
↗	→	↗	↗	→	↑
↗	→	↗	↑	↗	↗
↗	●	→	→	→	SUSTAINABLE DEVELOPMENT GOALS

↓ Decreasing    → Stagnating    ↗ Moderately improving  
 ↑ On track or maintaining SDG achievement  
 ● Information unavailable

## Most challenging goals



The Logistics Performance Index score is low at 2.4 on a scale of 1-5. The number of scientific and technical journal articles (per 1,000 population) and expenditure on R&D (as a percentage of GDP) are very low.

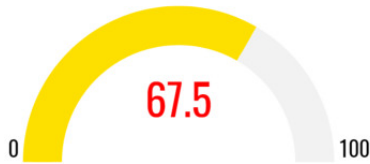
The scores of the Corruption Perception Index and the Press Freedom Index are very low, and their trends have been declining.

The Sustainable Nitrogen Management Index score is very low, and its trend has been declining. The country has poor performance in terms of the Human Trophic Level.

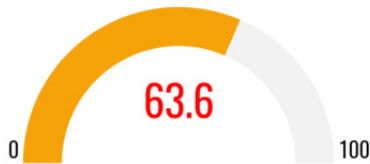
# Lebanon

Ranked **22** out of 54 IsDB MCs

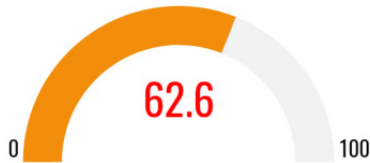
## Country Score



## Hub Score



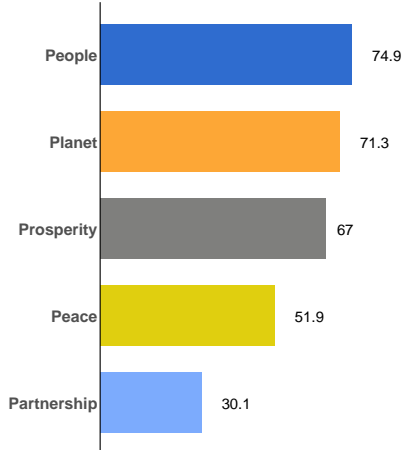
## Overall IsDB Score



## Goal Level Achievements



## Achievement by "5Ps"



## Country Trends Goal

1 NO POVERTY	2 ZERO HUNGER	3 GOOD HEALTH AND WELL-BEING	4 QUALITY EDUCATION	5 GENDER EQUALITY	6 CLEAN WATER AND SANITATION
→	→	→	●	→	↗
7 AFFORDABLE AND CLEAN ENERGY	8 DECENT WORK AND ECONOMIC GROWTH	9 INDUSTRY, INNOVATION AND INFRASTRUCTURE	10 REDUCED INEQUALITIES	11 SUSTAINABLE CITIES AND COMMUNITIES	12 RESPONSIBLE CONSUMPTION AND PRODUCTION
↗	↓	↑	●	↓	↓
13 CLIMATE ACTION	14 LIFE BELOW WATER	15 LIFE ON LAND	16 PEACE, JUSTICE AND STRONG INSTITUTIONS	17 PARTNERSHIPS FOR THE GOALS	SUSTAINABLE DEVELOPMENT GOALS
↗	↗	↓	→	→	

↓ Decreasing    → Stagnating    ↗ Moderately improving  
 ↑ On track or maintaining SDG achievement  
 ● Information unavailable

## Most challenging goals



The government spending on health and education (as a percentage of GDP) is low at 7.0%. In addition, the government revenue excluding grants (as a percentage of GDP) is only 11.6%. The Corporate Tax Haven Score is high at 75 on a scale of 0 (best) to 100 (worst).



The ratio of female-to-male labor force participation rate is low at 42.8%, and its trend is stagnating. Moreover, the percentage of seats held by women in the national parliament is very low, at only 4.5%.

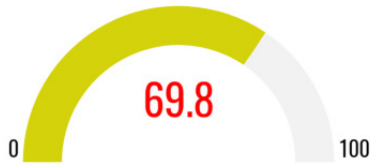


The Corruption Perception Index score is low at 24 on a scale of 0 (worst) to 100 (best). The country has poor performance in timeliness of administrative proceedings. In addition, their trends have been decreasing.

# Malaysia

Ranked **13** out of 54 IsDB MCs

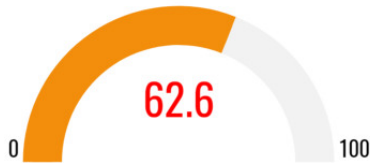
## Country Score



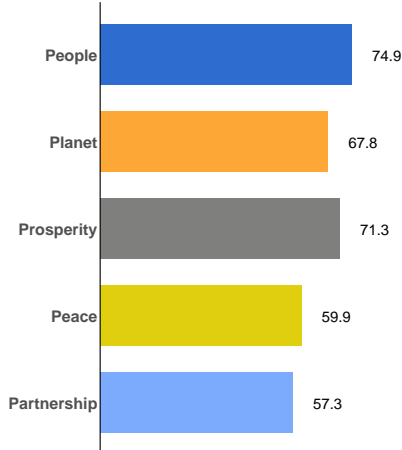
## Hub Score



## Overall IsDB Score



## Achievement by "5Ps"



## Goal Level Achievements



## Country Trends Goal

1 NO POVERTY	2 ZERO HUNGER	3 GOOD HEALTH AND WELL-BEING	4 QUALITY EDUCATION	5 GENDER EQUALITY	6 CLEAN WATER AND SANITATION
↑	→	→	→	↗	→
7 AFFORDABLE AND CLEAN ENERGY	8 DECENT WORK AND ECONOMIC GROWTH	9 INDUSTRY, INNOVATION AND INFRASTRUCTURE	10 REDUCED INEQUALITIES	11 SUSTAINABLE CITIES AND COMMUNITIES	12 RESPONSIBLE CONSUMPTION AND PRODUCTION
→	→	↗	●	↗	↗
13 CLIMATE ACTION	14 LIFE BELOW WATER	15 LIFE ON LAND	16 PEACE, JUSTICE AND STRONG INSTITUTIONS	17 PARTNERSHIPS FOR THE GOALS	SUSTAINABLE DEVELOPMENT GOALS
→	↗	→	↗	→	

↓ Decreasing → Stagnating ↗ Moderately improving  
 ↑ On track or maintaining SDG achievement  
 ● Information unavailable

## Most challenging goals



The mean area that is protected in terrestrial sites and in freshwater sites important to biodiversity are low at 37.0% and 32.5%, respectively. Moreover, the Red List Index of species survival is also low, and its trend is decreasing.

The values of the Gini coefficient (41.1) and the Palma ratio (2.0) are high.

The Sustainable Nitrogen Management Index score is very low, and its trend has been declining. The country has poor performance in terms of the Human Trophic Level.

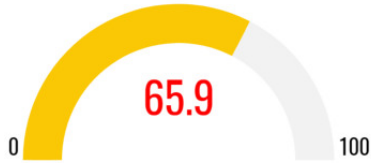
# Maldives

Ranked **6** out of 54 IsDB MCs

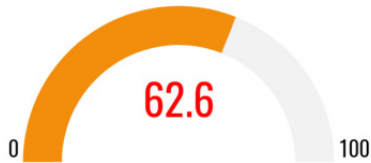
## Country Score



## Hub Score



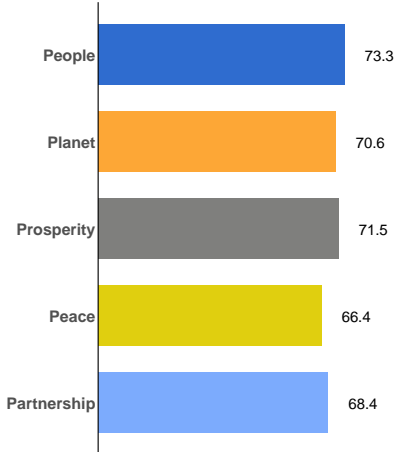
## Overall IsDB Score



## Goal Level Achievements



## Achievement by "5Ps"



## Country Trends Goal

1 NO POVERTY ↑	2 ZERO HUNGER ↗	3 GOOD HEALTH AND WELL-BEING ↗	4 QUALITY EDUCATION ↑	5 GENDER EQUALITY →	6 CLEAN WATER AND SANITATION ↑
7 AFFORDABLE AND CLEAN ENERGY ↗	8 DECENT WORK AND ECONOMIC GROWTH ●	9 INDUSTRY, INNOVATION AND INFRASTRUCTURE ↗	10 REDUCED INEQUALITIES ↑	11 SUSTAINABLE CITIES AND COMMUNITIES ↗	12 RESPONSIBLE CONSUMPTION AND PRODUCTION ●
13 CLIMATE ACTION →	14 LIFE BELOW WATER ↗	15 LIFE ON LAND ↓	16 PEACE, JUSTICE AND STRONG INSTITUTIONS →	17 PARTNERSHIPS FOR THE GOALS ↗	SUSTAINABLE DEVELOPMENT GOALS

↓ Decreasing    → Stagnating    ↗ Moderately improving  
 ↑ On track or maintaining SDG achievement  
 ● Information unavailable

## Most challenging goals



Unmet demand for contraceptives is 29.4%, and its trend is stagnating. The percentage of seats held by women in the national parliament is very low at 4.6%, and its trend is declining.



The Sustainable Nitrogen Management Index score is very low. The country has poor performance in terms of the Human Trophic Level.



The number of scientific and technical journal articles (per 1,000 population) is very low (0.2), and its trend is stagnating. The percentage of mobile broadband subscriptions is low (46.4%), and its trend is declining.

# Mali

Ranked **36** out of 54 IsDB MCs

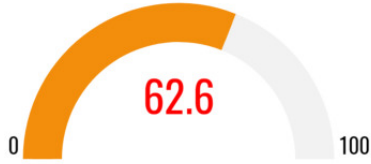
## Country Score



## Hub Score



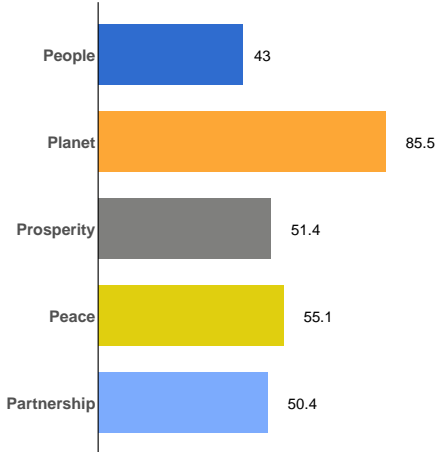
## Overall IsDB Score



## Goal Level Achievements



## Achievement by "5Ps"



## Country Trends Goal

1 NO POVERTY	2 ZERO HUNGER	3 GOOD HEALTH AND WELL-BEING	4 QUALITY EDUCATION	5 GENDER EQUALITY	6 CLEAN WATER AND SANITATION
→	→	→	↓	↗	↗
7 AFFORDABLE AND CLEAN ENERGY	8 DECENT WORK AND ECONOMIC GROWTH	9 INDUSTRY, INNOVATION AND INFRASTRUCTURE	10 REDUCED INEQUALITIES	11 SUSTAINABLE CITIES AND COMMUNITIES	12 RESPONSIBLE CONSUMPTION AND PRODUCTION
→	→	→	●	↗	→
13 CLIMATE ACTION	14 LIFE BELOW WATER	15 LIFE ON LAND	16 PEACE, JUSTICE AND STRONG INSTITUTIONS	17 PARTNERSHIPS FOR THE GOALS	SUSTAINABLE DEVELOPMENT GOALS
↗	●	↗	→	→	

↓ Decreasing    → Stagnating    ↗ Moderately improving  
 ↗ On track or maintaining SDG achievement  
 ● Information unavailable

## Most challenging goals



**4 QUALITY EDUCATION**  
The net primary school enrolment rate is only 59.0% and the lower secondary completion rate is at 29.7%. Moreover, the literacy rate of 15-24 year-olds is only 46.2%, and its trend is declining.

**9 INDUSTRY, INNOVATION AND INFRASTRUCTURE**  
The percentage of the population using the Internet is low (34.5%). In addition, both the number of scientific and technical journal articles (per 1,000 population) and R&D expenditure (as a percentage of GDP) are very low.

**7 AFFORDABLE AND CLEAN ENERGY**  
Access to electricity is 50.6%. Moreover, access to clean fuels and technology for cooking is very low at 0.9%. Also, the share of renewable energy to final energy consumption is low, and its trend has been declining.

# Mauritania

Ranked **37** out of 54 IsDB MCs

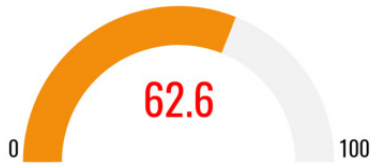
## Country Score



## Hub Score



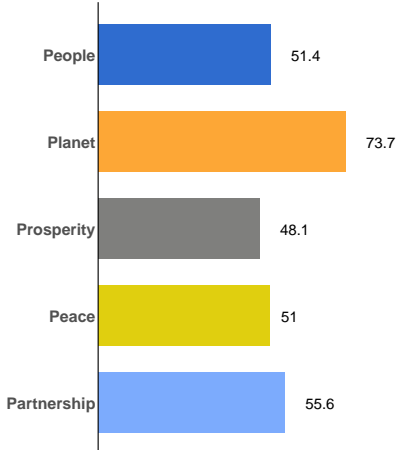
## Overall IsDB Score



## Goal Level Achievements



## Achievement by "5Ps"



## Country Trends Goal

1 NO POVERTY	2 ZERO HUNGER	3 GOOD HEALTH AND WELL-BEING	4 QUALITY EDUCATION	5 GENDER EQUALITY	6 CLEAN WATER AND SANITATION
→	→	→	↗	→	→
7 AFFORDABLE AND CLEAN ENERGY	8 DECENT WORK AND ECONOMIC GROWTH	9 INDUSTRY, INNOVATION AND INFRASTRUCTURE	10 REDUCED INEQUALITIES	11 SUSTAINABLE CITIES AND COMMUNITIES	12 RESPONSIBLE CONSUMPTION AND PRODUCTION
→	→	↗	●	→	↗
13 CLIMATE ACTION	14 LIFE BELOW WATER	15 LIFE ON LAND	16 PEACE, JUSTICE AND STRONG INSTITUTIONS	17 PARTNERSHIPS FOR THE GOALS	SUSTAINABLE DEVELOPMENT GOALS
↗	↗	→	→	→	

↓ Decreasing → Stagnating ↗ Moderately improving  
 ↗ On track or maintaining SDG achievement  
 ● Information unavailable

## Most challenging goals



Both the number of scientific and technical journal articles (per 1,000 population) and R&D expenditure (as a percentage of GDP) are very low.



Access to electricity is 47.3%. Moreover, access to clean fuels and technology for cooking is low, and its trend has been declining. Also, the share of renewable energy to final energy consumption is only 1.2%.



Unmet demand for contraceptives is 22.4%, and its trend is stagnating. The ratio of female-to-male labor force participation rate is low. Moreover, the percentage of seats held by women in the national parliaments is 20.3%, and its trend is declining.



# Morocco

Ranked **8** out of 54 IsDB MCs

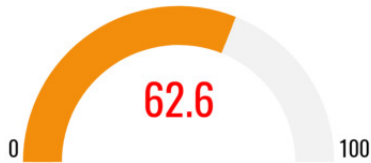
## Country Score



## Hub Score



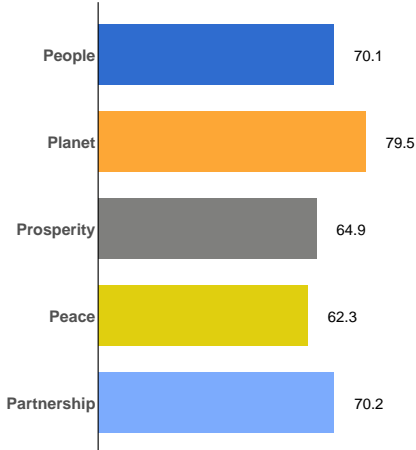
## Overall IsDB Score



## Goal Level Achievements



## Achievement by "5Ps"



## Country Trends Goal

1 NO POVERTY	2 ZERO HUNGER	3 GOOD HEALTH AND WELL-BEING	4 QUALITY EDUCATION	5 GENDER EQUALITY	6 CLEAN WATER AND SANITATION
→	→	↗	↗	→	↑
↗	↓	↑	●	→	↗
→	→	↗	→	↑	SUSTAINABLE DEVELOPMENT GOALS

↓ Decreasing    → Stagnating    ↗ Moderately improving  
 ↑ On track or maintaining SDG achievement  
 ● Information unavailable

## Most challenging goals



**5 GENDER EQUALITY** The ratio of female-to-male mean years of education received is 72.76%, and its trend is stagnating. Moreover, the ratio of female-to-male labor force participation rate is only 30.8%, and its trend is declining.

**10 REDUCED INEQUALITIES** The values of the Gini coefficient (39.5) and the Palma ratio (1.8) are high.

**9 INDUSTRY, INNOVATION AND INFRASTRUCTURE** The Logistics Performance Index score is low, at 2.4 on a scale of 1-5. Moreover, the number of scientific and technical journal articles (per 1,000 population) and R&D expenditure (as a percentage of GDP) are very low at 0.3% and 0.7%, respectively.



# Mozambique

Ranked **45** out of 54 IsDB MCs

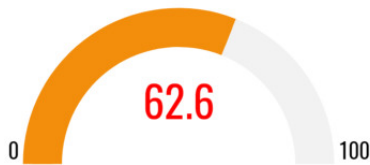
## Country Score



## Hub Score



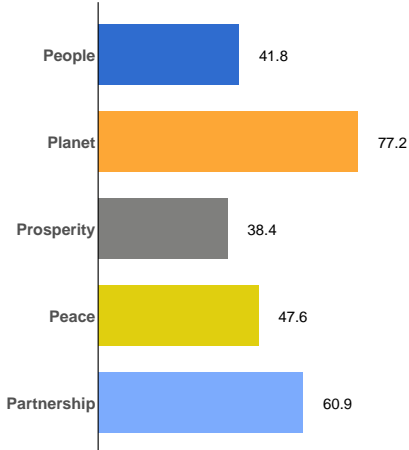
## Overall IsDB Score



## Goal Level Achievements



## Achievement by "5Ps"



## Country Trends Goal

1 NO POVERTY	2 ZERO HUNGER	3 GOOD HEALTH AND WELL-BEING	4 QUALITY EDUCATION	5 GENDER EQUALITY	6 CLEAN WATER AND SANITATION
→	→	→	↗	↗	↗
7 AFFORDABLE AND CLEAN ENERGY	8 DECENT WORK AND ECONOMIC GROWTH	9 INDUSTRY, INNOVATION AND INFRASTRUCTURE	10 REDUCED INEQUALITIES	11 SUSTAINABLE CITIES AND COMMUNITIES	12 RESPONSIBLE CONSUMPTION AND PRODUCTION
→	↗	↓	●	→	↗
13 CLIMATE ACTION	14 LIFE BELOW WATER	15 LIFE ON LAND	16 PEACE, JUSTICE AND STRONG INSTITUTIONS	17 PARTNERSHIPS FOR THE GOALS	
↑	↗	↓	↓	→	

↓ Decreasing    → Stagnating    ↗ Moderately improving  
 ↑ On track or maintaining SDG achievement  
 ● Information unavailable

## Most challenging goals



The poverty headcount ratios at \$2.15/day (68.0%) and at \$3.65/day (86.0%) are very high, and their trends have been stagnating.

The values of the Gini coefficient (54.0) and the Palma ratio (3.9) are very high.

The percentage of the population using the Internet (17.4) and of mobile broadband subscriptions (19.3 %) are very low. In addition, the number of scientific and technical journal articles (per 1,000 population) is also very low.

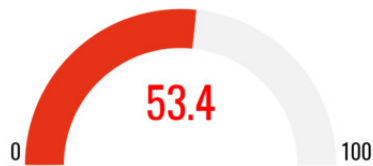
# Niger

Ranked **51** out of 54 IsDB MCs

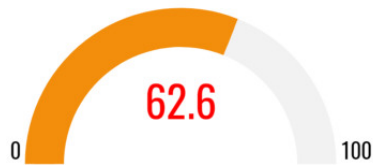
## Country Score



## Hub Score



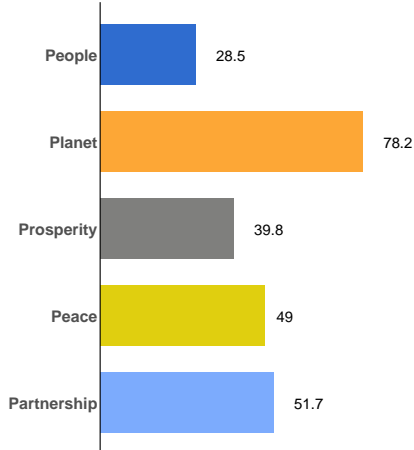
## Overall IsDB Score



## Goal Level Achievements



## Achievement by "5Ps"



## Country Trends Goal

1 NO POVERTY	2 ZERO HUNGER	3 GOOD HEALTH AND WELL-BEING	4 QUALITY EDUCATION	5 GENDER EQUALITY	6 CLEAN WATER AND SANITATION
→	→	→	↓	↗	→
7 AFFORDABLE AND CLEAN ENERGY	8 DECENT WORK AND ECONOMIC GROWTH	9 INDUSTRY, INNOVATION AND INFRASTRUCTURE	10 REDUCED INEQUALITIES	11 SUSTAINABLE CITIES AND COMMUNITIES	12 RESPONSIBLE CONSUMPTION AND PRODUCTION
→	↗	→	↓	↗	↑
13 CLIMATE ACTION	14 LIFE BELOW WATER	15 LIFE ON LAND	16 PEACE, JUSTICE AND STRONG INSTITUTIONS	17 PARTNERSHIPS FOR THE GOALS	SUSTAINABLE DEVELOPMENT GOALS
↑	●	↗	→	↗	

↓ Decreasing    → Stagnating    ↗ Moderately improving  
 ↑ On track or maintaining SDG achievement  
 ● Information unavailable

## Most challenging goals



**4 QUALITY EDUCATION** The participation rate in pre-primary organized learning and the net primary school enrolment rate is very low, and their trends have been decreasing.

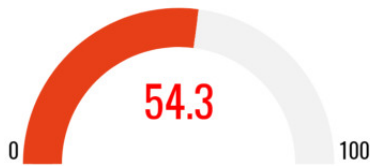
**7 AFFORDABLE AND CLEAN ENERGY** The population with access to electricity is only 19.3%. Also, access to clean fuels and technology for cooking is very low at 2.4%. Moreover, their trends are declining.

**9 INDUSTRY, INNOVATION AND INFRASTRUCTURE** The percentage of the population using the Internet (22.4) and of mobile broadband subscriptions (5.6 %) are very low. In addition, the number of scientific and technical journal articles (per 1,000 population) is also very low.

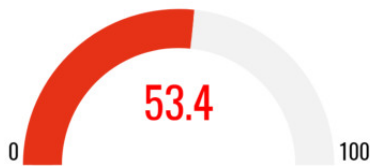
# Nigeria

Ranked **44** out of 54 IsDB MCs

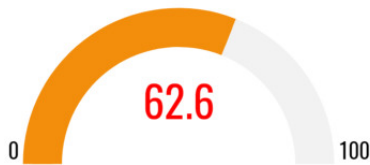
## Country Score



## Hub Score



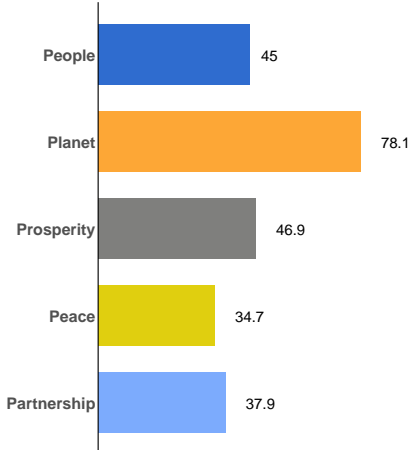
## Overall IsDB Score



## Goal Level Achievements



## Achievement by "5Ps"



## Country Trends Goal

1 NO POVERTY	2 ZERO HUNGER	3 GOOD HEALTH AND WELL-BEING	4 QUALITY EDUCATION	5 GENDER EQUALITY	6 CLEAN WATER AND SANITATION
→	→	→	●	→	↗
7 AFFORDABLE AND CLEAN ENERGY	8 DECENT WORK AND ECONOMIC GROWTH	9 INDUSTRY, INNOVATION AND INFRASTRUCTURE	10 REDUCED INEQUALITIES	11 SUSTAINABLE CITIES AND COMMUNITIES	12 RESPONSIBLE CONSUMPTION AND PRODUCTION
→	→	↗	↗	→	→
13 CLIMATE ACTION	14 LIFE BELOW WATER	15 LIFE ON LAND	16 PEACE, JUSTICE AND STRONG INSTITUTIONS	17 PARTNERSHIPS FOR THE GOALS	SUSTAINABLE DEVELOPMENT GOALS
→	↗	↓	→	→	

↓ Decreasing → Stagnating ↗ Moderately improving  
 ↗ On track or maintaining SDG achievement  
 ● Information unavailable

## Most challenging goals



Access to electricity is 55.4% and access to clean fuels and technology for cooking is only 15.0, and their trends have been stagnating. Also, the share of renewable energy to final energy consumption is only 5.5%, and its trend is declining.

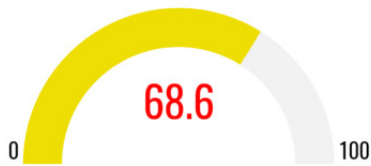
The proportion of the urban population living in slums is very high at 49.30 and of access to improved water sources (piped) is very low at 12.0%.

The percentage of unsentenced detainees of prison population is very high at 72.4% and the Corruption Perception Index score is low at 24.0 on a scale of 0 (worst) to 100 (best). In addition, their trends have been declining

# Oman

Ranked **18** out of 54 IsDB MCs

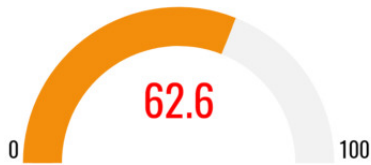
## Country Score



## Hub Score



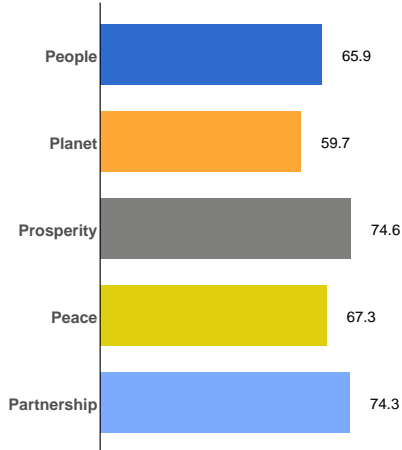
## Overall IsDB Score



## Goal Level Achievements



## Achievement by "5Ps"



## Country Trends Goal

1 NO POVERTY	2 ZERO HUNGER	3 GOOD HEALTH AND WELL-BEING	4 QUALITY EDUCATION	5 GENDER EQUALITY	6 CLEAN WATER AND SANITATION
●	→	↗	↗	→	↗
7 AFFORDABLE AND CLEAN ENERGY	8 DECENT WORK AND ECONOMIC GROWTH	9 INDUSTRY, INNOVATION AND INFRASTRUCTURE	10 REDUCED INEQUALITIES	11 SUSTAINABLE CITIES AND COMMUNITIES	12 RESPONSIBLE CONSUMPTION AND PRODUCTION
↗	↑	↗	●	↗	↑
13 CLIMATE ACTION	14 LIFE BELOW WATER	15 LIFE ON LAND	16 PEACE, JUSTICE AND STRONG INSTITUTIONS	17 PARTNERSHIPS FOR THE GOALS	SUSTAINABLE DEVELOPMENT GOALS
→	→	→	●	↑	

- ↓ Decreasing → Stagnating ↗ Moderately improving
- ↑ On track or maintaining SDG achievement
- Information unavailable

## Most challenging goals



CO2 emissions from fossil fuel combustion and cement production, and CO2 emissions embodied in imports and in fossil fuel exports are very high.

The ratio of female-to-male labor force participation rate is 36.9%, and the percentage of seats held by women in the national parliament is very low at 2.3%. Also, their trends have been stagnating.

The scores of freshwater withdrawal (% of available freshwater resources) and anthropogenic wastewater that receives treatment have poor performance.

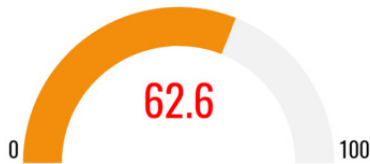
# Pakistan

Ranked **33** out of 54 IsDB MCs

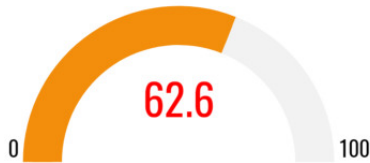
## Country Score



## Hub Score



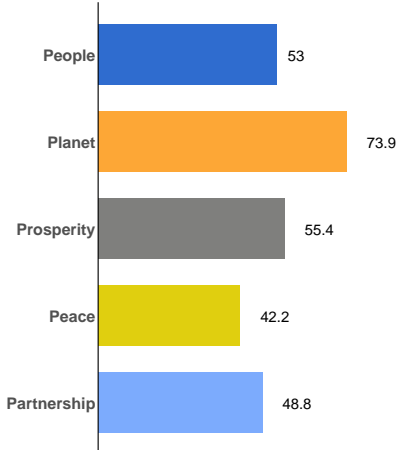
## Overall IsDB Score



## Goal Level Achievements



## Achievement by "5Ps"



## Country Trends Goal

1 NO POVERTY	2 ZERO HUNGER	3 GOOD HEALTH AND WELL-BEING	4 QUALITY EDUCATION	5 GENDER EQUALITY	6 CLEAN WATER AND SANITATION
↗	→	→	→	→	↗
7 AFFORDABLE AND CLEAN ENERGY	8 DECENT WORK AND ECONOMIC GROWTH	9 INDUSTRY, INNOVATION AND INFRASTRUCTURE	10 REDUCED INEQUALITIES	11 SUSTAINABLE CITIES AND COMMUNITIES	12 RESPONSIBLE CONSUMPTION AND PRODUCTION
→	→	→	↑	→	↗
13 CLIMATE ACTION	14 LIFE BELOW WATER	15 LIFE ON LAND	16 PEACE, JUSTICE AND STRONG INSTITUTIONS	17 PARTNERSHIPS FOR THE GOALS	SUSTAINABLE DEVELOPMENT GOALS
↗	↗	→	→	↗	

↓ Decreasing → Stagnating ↗ Moderately improving  
 ↑ On track or maintaining SDG achievement  
 ● Information unavailable

## Most challenging goals



**9 INDUSTRY, INNOVATION AND INFRASTRUCTURE**  
The percentage of the population using the Internet is low (21.0%). In addition, both the number of scientific and technical journal articles (per 1,000 population) and R&D expenditure (as a percentage of GDP) are very low.

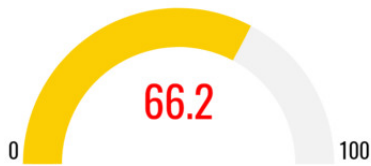
**5 GENDER EQUALITY**  
The ratio of female-to-male labor force participation rate is 30.4%. In addition, the percentage of seats held by women in the national parliament is low at 20.1%, and its trend has been stagnating.

**16 PEACE, JUSTICE AND STRONG INSTITUTIONS**  
The Corruption Perception Index score is low at 27 on a scale of 0 (worst) to 100 (best). The country has poor performance in timeliness of administrative proceedings. In addition, their trends have been decreasing.

# Qatar

Ranked **24** out of 54 IsDB MCs

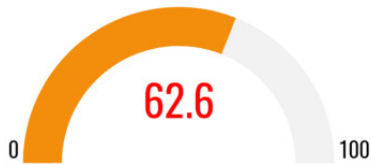
## Country Score



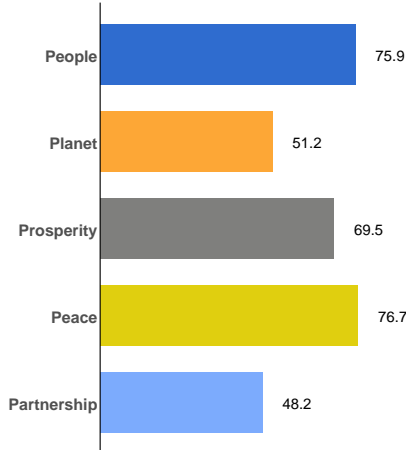
## Hub Score



## Overall IsDB Score



## Achievement by "5Ps"



## Goal Level Achievements



## Country Trends Goal

1 NO POVERTY	2 ZERO HUNGER	3 GOOD HEALTH AND WELL-BEING	4 QUALITY EDUCATION	5 GENDER EQUALITY	6 CLEAN WATER AND SANITATION
●	→	↗	↗	↗	↗
↗	↑	↗	●	↗	↑
→	↗	↓	↓	↗	SUSTAINABLE DEVELOPMENT GOALS

↓ Decreasing    → Stagnating    ↗ Moderately improving  
 ↑ On track or maintaining SDG achievement  
 ● Information unavailable

## Most challenging goals



CO2 emissions from fossil fuel combustion and cement production, and CO2 emissions embodied in imports and in fossil fuel exports are very high.

The government spending on health and education is low compared to similar countries (6.5% of GDP), and its trend is declining.

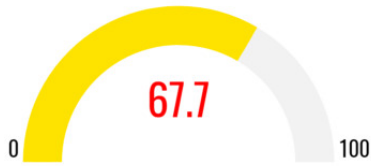
Freshwater withdrawal (% of available freshwater resources) and scarce water consumption embodied in imports are very high.



# Saudi Arabia

Ranked **21** out of 54 IsDB MCs

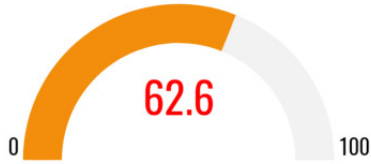
## Country Score



## Hub Score



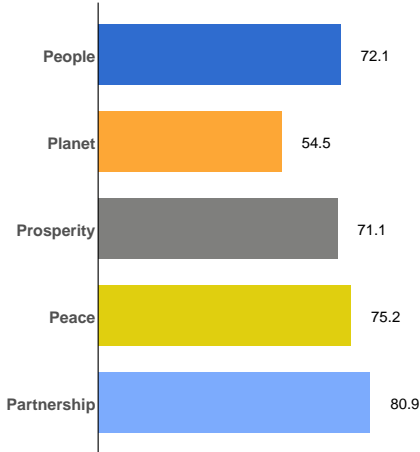
## Overall IsDB Score



## Goal Level Achievements



## Achievement by "5Ps"



## Country Trends Goal

1 NO POVERTY ↑	2 ZERO HUNGER →	3 GOOD HEALTH AND WELL-BEING ↗	4 QUALITY EDUCATION →	5 GENDER EQUALITY →	6 CLEAN WATER AND SANITATION ↑
7 AFFORDABLE AND CLEAN ENERGY ↗	8 DECENT WORK AND ECONOMIC GROWTH ↗	9 INDUSTRY, INNOVATION AND INFRASTRUCTURE ↗	10 REDUCED INEQUALITIES ●	11 SUSTAINABLE CITIES AND COMMUNITIES ↗	12 RESPONSIBLE CONSUMPTION AND PRODUCTION ↗
13 CLIMATE ACTION ↗	14 LIFE BELOW WATER →	15 LIFE ON LAND ↓	16 PEACE, JUSTICE AND STRONG INSTITUTIONS ↓	17 PARTNERSHIPS FOR THE GOALS ↑	SUSTAINABLE DEVELOPMENT GOALS

↓ Decreasing    → Stagnating    ↗ Moderately improving  
 ↑ On track or maintaining SDG achievement  
 ● Information unavailable

## Most challenging goals



CO2 emissions from fossil fuel combustion and cement production, and CO2 emissions embodied in imports and in fossil fuel exports are very high.



The percentage of seats held by women in the national parliament is low at 19.9%. Also, the ratio of female-to-male labor force participation rate is low at 34.7%. In addition, their trends have been stagnating.



The mean area that is protected in terrestrial sites and in freshwater sites important to biodiversity are very low at 22.0% and 17.7%, respectively, and their trends are stagnating.



# Senegal

Ranked **32** out of 54 IsDB MCs

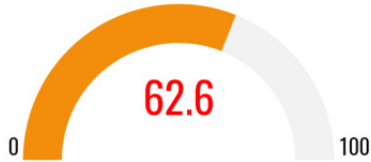
## Country Score



## Hub Score



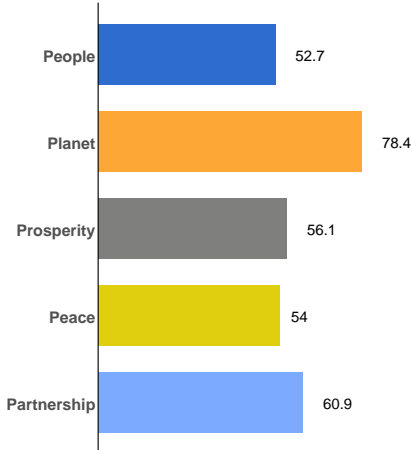
## Overall IsDB Score



## Goal Level Achievements



## Achievement by "5Ps"



## Country Trends Goal

1 NO POVERTY	2 ZERO HUNGER	3 GOOD HEALTH AND WELL-BEING	4 QUALITY EDUCATION	5 GENDER EQUALITY	6 CLEAN WATER AND SANITATION
↗	→	↗	→	→	↗
7 AFFORDABLE AND CLEAN ENERGY	8 DECENT WORK AND ECONOMIC GROWTH	9 INDUSTRY, INNOVATION AND INFRASTRUCTURE	10 REDUCED INEQUALITIES	11 SUSTAINABLE CITIES AND COMMUNITIES	12 RESPONSIBLE CONSUMPTION AND PRODUCTION
→	↗	↗	●	→	↗
13 CLIMATE ACTION	14 LIFE BELOW WATER	15 LIFE ON LAND	16 PEACE, JUSTICE AND STRONG INSTITUTIONS	17 PARTNERSHIPS FOR THE GOALS	SUSTAINABLE DEVELOPMENT GOALS
→	↗	→	→	↗	

↓ Decreasing → Stagnating ↗ Moderately improving  
 ↗ On track or maintaining SDG achievement  
 ● Information unavailable

## Most challenging goals



**4 QUALITY EDUCATION** The net primary school enrolment rate is 72.6%, and its trend is declining. The lower secondary completion rate is also low at 41.8%. Moreover, the participation rate in pre-primary organized learning is only 17.8%.

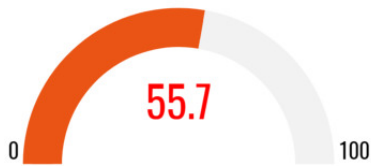
**9 INDUSTRY, INNOVATION AND INFRASTRUCTURE** The Logistics Performance Index (quality of trade and transport-related infrastructure) score is below average at 2.2 on a scale of 1-5, and its trend is declining. The ratio of R&D expenditures to GDP is very low.

**7 AFFORDABLE AND CLEAN ENERGY** The population with access to clean fuels and technology for cooking is low at 24.2%, and its trend is declining. Also, the share of renewable energy to final energy consumption is only 4.6%, and its trend is stagnating.

# Sierra Leone

Ranked **39** out of 54 IsDB MCs

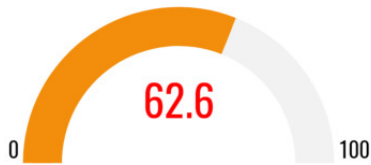
## Country Score



## Hub Score



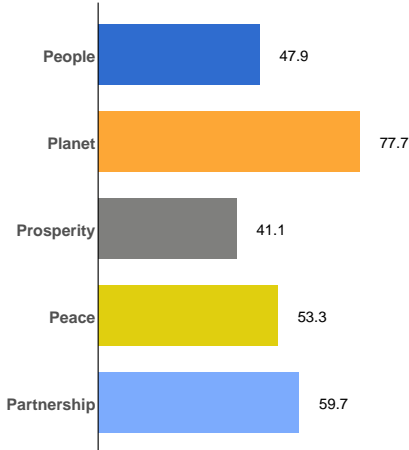
## Overall IsDB Score



## Goal Level Achievements



## Achievement by "5Ps"



## Country Trends Goal

1 NO POVERTY	2 ZERO HUNGER	3 GOOD HEALTH AND WELL-BEING	4 QUALITY EDUCATION	5 GENDER EQUALITY	6 CLEAN WATER AND SANITATION
↗	→	→	→	→	→
7 AFFORDABLE AND CLEAN ENERGY	8 DECENT WORK AND ECONOMIC GROWTH	9 INDUSTRY, INNOVATION AND INFRASTRUCTURE	10 REDUCED INEQUALITIES	11 SUSTAINABLE CITIES AND COMMUNITIES	12 RESPONSIBLE CONSUMPTION AND PRODUCTION
→	↗	→	●	↓	↑
13 CLIMATE ACTION	14 LIFE BELOW WATER	15 LIFE ON LAND	16 PEACE, JUSTICE AND STRONG INSTITUTIONS	17 PARTNERSHIPS FOR THE GOALS	
↗	→	→	→	↑	

↓ Decreasing    → Stagnating    ↗ Moderately improving  
 ↑ On track or maintaining SDG achievement  
 ● Information unavailable

## Most challenging goals



Internet use and mobile broadband subscriptions are still very low at 18.0% and 21.2 per 100 inhabitants, respectively, and their trends are stagnating. The number of scientific and technical journal articles (per 1,000 population) and R&D expenditure are very low.



The population with access to electricity is low (26.2%), and access to clean fuels and technology for cooking is extremely low at 0.8%, and their trends have been stagnating.

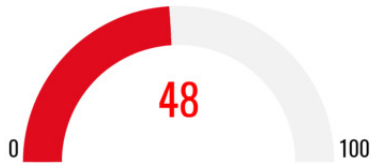


The maternal mortality rate is 442.8 per 100,000 live births, and neonatal mortality is 30.9 per 1,000 live births. Moreover, traffic deaths per 100,000 population is very high at 33.0, and its trend is decreasing.

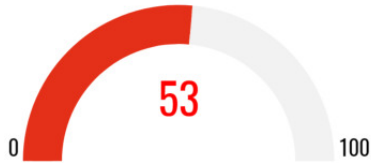
# Somalia

Ranked **52** out of 54 IsDB MCs

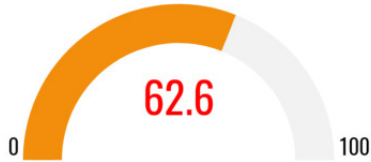
## Country Score



## Hub Score



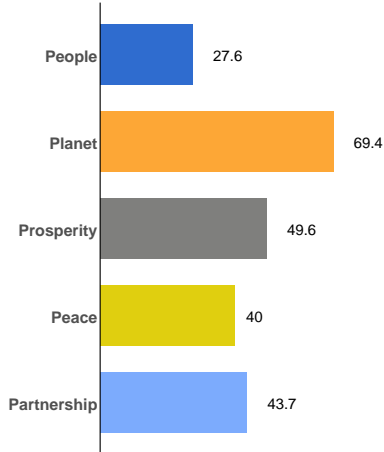
## Overall IsDB Score



## Goal Level Achievements



## Achievement by "5Ps"



## Country Trends Goal

1 NO POVERTY	2 ZERO HUNGER	3 GOOD HEALTH AND WELL-BEING	4 QUALITY EDUCATION	5 GENDER EQUALITY	6 CLEAN WATER AND SANITATION
↓	→	→	●	→	→
7 AFFORDABLE AND CLEAN ENERGY	8 DECENT WORK AND ECONOMIC GROWTH	9 INDUSTRY, INNOVATION AND INFRASTRUCTURE	10 REDUCED INEQUALITIES	11 SUSTAINABLE CITIES AND COMMUNITIES	12 RESPONSIBLE CONSUMPTION AND PRODUCTION
→	→	→	●	↗	↗
13 CLIMATE ACTION	14 LIFE BELOW WATER	15 LIFE ON LAND	16 PEACE, JUSTICE AND STRONG INSTITUTIONS	17 PARTNERSHIPS FOR THE GOALS	SUSTAINABLE DEVELOPMENT GOALS
↑	→	↓	●	↑	

- ↓ Decreasing → Stagnating ↗ Moderately improving
- ↑ On track or maintaining SDG achievement
- Information unavailable

## Most challenging goals



Internet use is extremely low (2.0%), and mobile broadband subscriptions is also extremely low (2.6 per 100 inhabitants). Moreover, the number of scientific and technical journal articles (per 1,000 population) and R&D expenditure are very low, and their trends are stagnating.



The poverty headcount ratios at \$2.15/day (56.2%) and at \$3.65/day (72.8%) are still very high, and their trends have been declining.

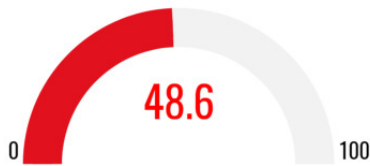


The maternal mortality rate is 620.7 per 100,000 live births, and neonatal mortality is 36.0 per 1,000 live births. Moreover, traffic deaths per 100,000 population is very high at 27.4, and its trend is decreasing.

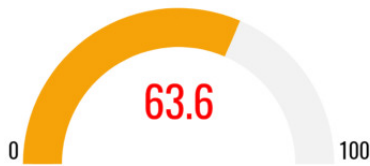
# Sudan

Ranked **50** out of 54 IsDB MCs

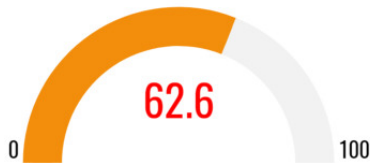
## Country Score



## Hub Score



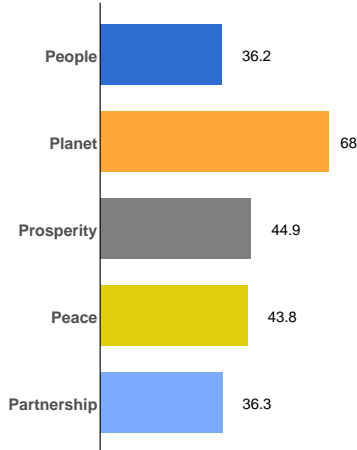
## Overall IsDB Score



## Goal Level Achievements



## Achievement by "5Ps"



## Country Trends Goal

1 NO POVERTY	2 ZERO HUNGER	3 GOOD HEALTH AND WELL-BEING	4 QUALITY EDUCATION	5 GENDER EQUALITY	6 CLEAN WATER AND SANITATION
↓	→	→	●	→	→
↗	→	↗	●	→	●
↑	→	→	↗	→	SUSTAINABLE DEVELOPMENT GOALS

↓ Decreasing → Stagnating ↗ Moderately improving  
 ↑ On track or maintaining SDG achievement  
 ● Information unavailable

## Most challenging goals



**9 INDUSTRY, INNOVATION AND INFRASTRUCTURE** The percentage of the rural population with access to all-season roads is low at 37.8%. Moreover, the number of scientific and technical journal articles (per 1,000 population) and R&D expenditure are very low.

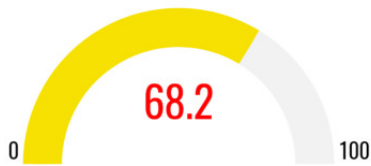
**2 ZERO HUNGER** The prevalence of stunting and wasting in children under 5 years of age are high at 36.0% and 16.3%, respectively. In addition, the cereal yield ratio is low, and its trend is declining.

**4 QUALITY EDUCATION** The net primary school enrolment rate is 67.1%, and the lower secondary completion rate is low at 50.8%. Moreover, the participation rate in pre-primary organized learning is 39.9%.

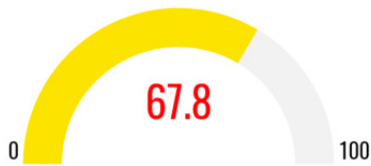
# Suriname

Ranked **20** out of 54 IsDB MCs

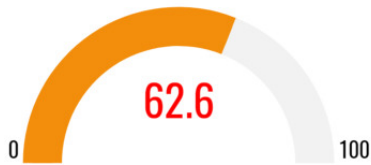
## Country Score



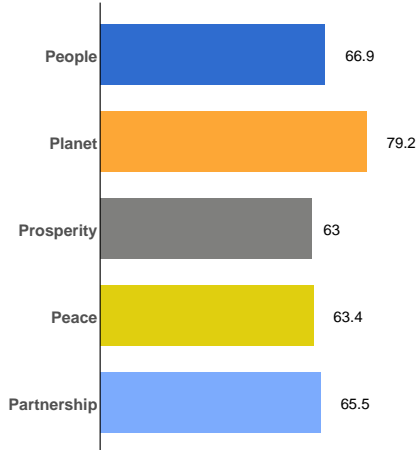
## Hub Score




## Overall IsDB Score



## Achievement by "5Ps"



## Goal Level Achievements



## Country Trends Goal

1 NO POVERTY	2 ZERO HUNGER	3 GOOD HEALTH AND WELL-BEING	4 QUALITY EDUCATION	5 GENDER EQUALITY	6 CLEAN WATER AND SANITATION
●	↗	→	↓	↗	↑
7 AFFORDABLE AND CLEAN ENERGY	8 DECENT WORK AND ECONOMIC GROWTH	9 INDUSTRY, INNOVATION AND INFRASTRUCTURE	10 REDUCED INEQUALITIES	11 SUSTAINABLE CITIES AND COMMUNITIES	12 RESPONSIBLE CONSUMPTION AND PRODUCTION
↗	↓	↗	●	→	●
13 CLIMATE ACTION	14 LIFE BELOW WATER	15 LIFE ON LAND	16 PEACE, JUSTICE AND STRONG INSTITUTIONS	17 PARTNERSHIPS FOR THE GOALS	SUSTAINABLE DEVELOPMENT GOALS
→	→	→	→	↑	

↓ Decreasing    → Stagnating    ↗ Moderately improving  
 ↑ On track or maintaining SDG achievement  
 ● Information unavailable

## Most challenging goals



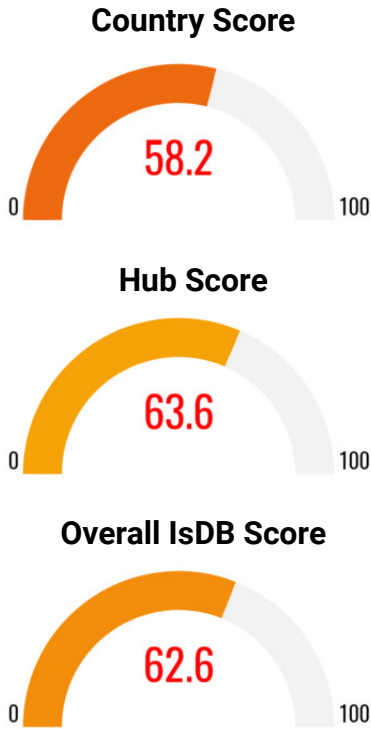
The number of scientific and technical journal articles (per 1,000 population) is very low, and its trend is stagnating. In addition, the percentage of the rural population with access to all-season roads is low.

The adjusted GDP growth rate is highly negative. Moreover, the score of fundamental labor rights that are effectively guaranteed is very low, and its trend is declining.

The Sustainable Nitrogen Management Index score is low. Moreover, the prevalence of obesity is very high at 26.4% of the population, and its trend is decreasing.

# Syria

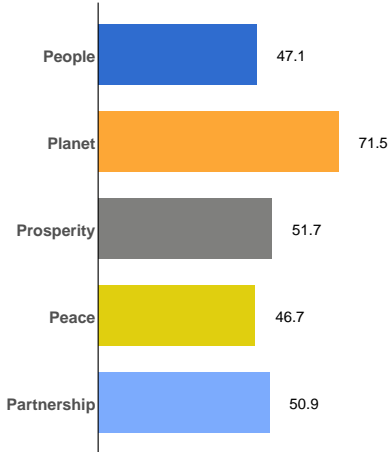
Ranked **35** out of 54 IsDB MCs



## Goal Level Achievements



## Achievement by "5Ps"



## Country Trends Goal

1 NO POVERTY	2 ZERO HUNGER	3 GOOD HEALTH AND WELL-BEING	4 QUALITY EDUCATION	5 GENDER EQUALITY	6 CLEAN WATER AND SANITATION
●	→	↗	●	→	→
→	→	→	●	↓	↑
↑	→	→	↓	→	SUSTAINABLE DEVELOPMENT GOALS

↓ Decreasing → Stagnating ↗ Moderately improving  
 ↑ On track or maintaining SDG achievement  
 ● Information unavailable

## Most challenging goals



**9 INDUSTRY, INNOVATION AND INFRASTRUCTURE** The percentage of the population using the Internet is low (35.8%), and the mobile broadband subscriptions rate is very low (17.4 per 100 inhabitants). Moreover, their trends have been stagnating.

**2 ZERO HUNGER** The prevalence of stunting and wasting in children under 5 years of age are 25.4% and 11.5%, respectively. Moreover, the prevalence of obesity is 27.8% of the adult population, and its trend is declining.

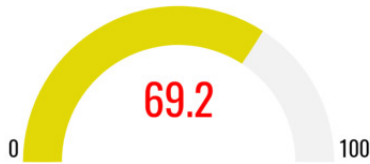
**5 GENDER EQUALITY** The ratio of female-to-male labor force participation rate is only 23.3%, and its trend is stagnating. Moreover, the percentage of seats held by women in the national parliament is low at 11.2%, and its trend is decreasing.



# Tajikistan

Ranked **16** out of 54 IsDB MCs

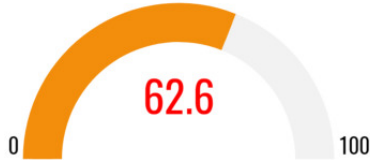
## Country Score



## Hub Score



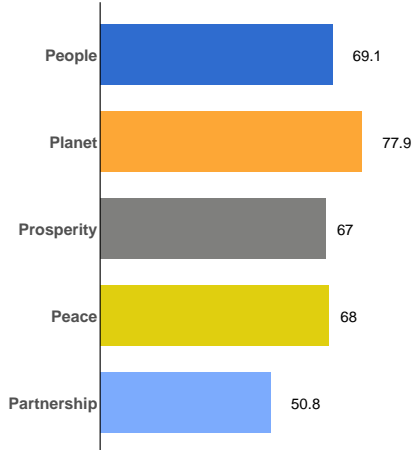
## Overall IsDB Score



## Goal Level Achievements



## Achievement by "5Ps"



## Country Trends Goal

1 NO POVERTY	2 ZERO HUNGER	3 GOOD HEALTH AND WELL-BEING	4 QUALITY EDUCATION	5 GENDER EQUALITY	6 CLEAN WATER AND SANITATION
↑	↗	↗	●	→	↗
7 AFFORDABLE AND CLEAN ENERGY	8 DECENT WORK AND ECONOMIC GROWTH	9 INDUSTRY, INNOVATION AND INFRASTRUCTURE	10 REDUCED INEQUALITIES	11 SUSTAINABLE CITIES AND COMMUNITIES	12 RESPONSIBLE CONSUMPTION AND PRODUCTION
↗	→	→	●	↗	↗
13 CLIMATE ACTION	14 LIFE BELOW WATER	15 LIFE ON LAND	16 PEACE, JUSTICE AND STRONG INSTITUTIONS	17 PARTNERSHIPS FOR THE GOALS	SUSTAINABLE DEVELOPMENT GOALS
↗	●	→	→	↗	

↓ Decreasing    → Stagnating    ↗ Moderately improving  
 ↑ On track or maintaining SDG achievement  
 ● Information unavailable

## Most challenging goals



**9 INDUSTRY, INNOVATION AND INFRASTRUCTURE**  
The percentage of the population using the Internet is low (22.0%), and the mobile broadband subscriptions rate is also low (24.3 per 100 inhabitants). The R&D expenditure to GDP ratio is very low at 0.1%, and its trend is declining..

**17 PARTNERSHIPS FOR THE GOALS**  
The government revenue (as a percentage of GDP) is only 13.5%. In addition, the Statistical Performance Index score is low, and its trend is stagnating.

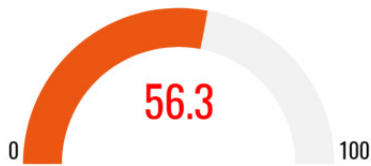
**5 GENDER EQUALITY**  
The unmet demand for contraceptives is high at 52.1%, and its trend is stagnating. In addition, the percentage of seats held by women in the national parliament is low at 23.8%.



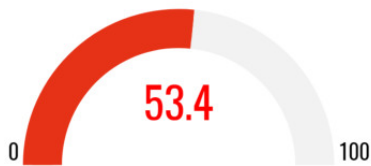
# Togo

Ranked **38** out of 54 IsDB MCs

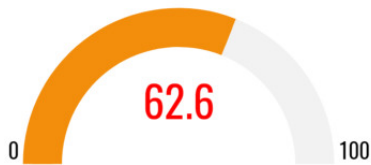
## Country Score



## Hub Score



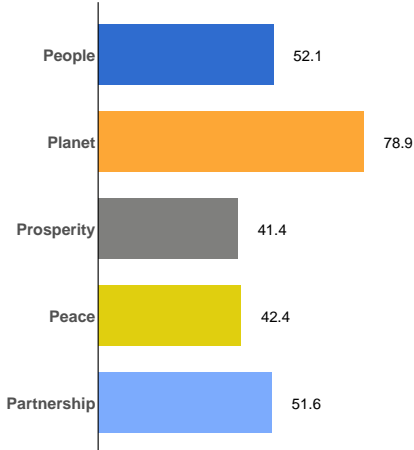
## Overall IsDB Score



## Goal Level Achievements



## Achievement by "5Ps"



## Country Trends Goal

1 NO POVERTY	2 ZERO HUNGER	3 GOOD HEALTH AND WELL-BEING	4 QUALITY EDUCATION	5 GENDER EQUALITY	6 CLEAN WATER AND SANITATION
↗	→	↗	↗	→	→
7 AFFORDABLE AND CLEAN ENERGY	8 DECENT WORK AND ECONOMIC GROWTH	9 INDUSTRY, INNOVATION AND INFRASTRUCTURE	10 REDUCED INEQUALITIES	11 SUSTAINABLE CITIES AND COMMUNITIES	12 RESPONSIBLE CONSUMPTION AND PRODUCTION
↗	↗	↗	→	→	↗
13 CLIMATE ACTION	14 LIFE BELOW WATER	15 LIFE ON LAND	16 PEACE, JUSTICE AND STRONG INSTITUTIONS	17 PARTNERSHIPS FOR THE GOALS	SUSTAINABLE DEVELOPMENT GOALS
↗	→	↓	↓	→	

↓ Decreasing → Stagnating ↗ Moderately improving  
 ↗ On track or maintaining SDG achievement  
 ● Information unavailable

## Most challenging goals



The percentage of the population using the Internet is low (35.0%), and the mobile broadband subscriptions rate is also low (34.3 per 100 inhabitants). The number of scientific and technical journal articles (per 1,000 population) is very low, and its trend is stagnating.



The population with access to electricity is low (54.0%), and access to clean fuels and technology for cooking is very low at 10.1%, and its trend is stagnating.



The poverty headcount ratio at \$2.15/day is 27.0% and \$3.65/day is very high (at 55.1%), and its trend is stagnating.

# Tunisia

Ranked 4 out of 54 IsDB MCs

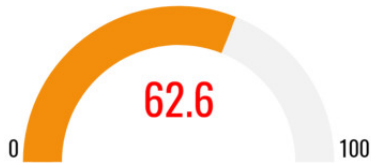
## Country Score



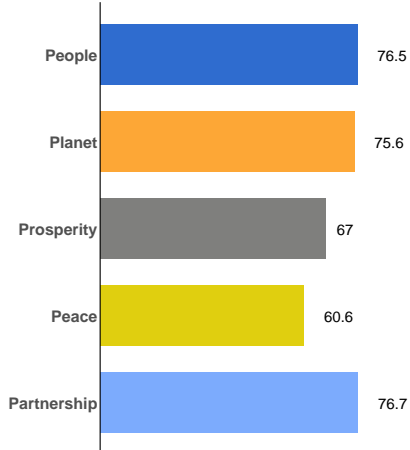
## Hub Score



## Overall IsDB Score



## Achievement by "5Ps"



## Goal Level Achievements



## Country Trends Goal

Goal	Trend
1 NO POVERTY	On track or maintaining
2 ZERO HUNGER	Stagnating
3 GOOD HEALTH AND WELL-BEING	Moderately improving
4 QUALITY EDUCATION	On track or maintaining
5 GENDER EQUALITY	Stagnating
6 CLEAN WATER AND SANITATION	On track or maintaining
7 AFFORDABLE AND CLEAN ENERGY	Moderately improving
8 DECENT WORK AND ECONOMIC GROWTH	Stagnating
9 INDUSTRY, INNOVATION AND INFRASTRUCTURE	Moderately improving
10 REDUCED INEQUALITIES	Information unavailable
11 SUSTAINABLE CITIES AND COMMUNITIES	Stagnating
12 RESPONSIBLE CONSUMPTION AND PRODUCTION	Moderately improving
13 CLIMATE ACTION	Moderately improving
14 LIFE BELOW WATER	Stagnating
15 LIFE ON LAND	Stagnating
16 PEACE, JUSTICE AND STRONG INSTITUTIONS	Stagnating
17 PARTNERSHIPS FOR THE GOALS	On track or maintaining

↓ Decreasing → Stagnating ↗ Moderately improving  
 ↑ On track or maintaining SDG achievement  
 ● Information unavailable

## Most challenging goals



**5 GENDER EQUALITY** The ratio of female-to-male labor force participation rate is low at 39.5% and its trend is stagnating. Moreover, the percentage of seats held by women in the national parliament is low at 26.3% , and its trend is declining.

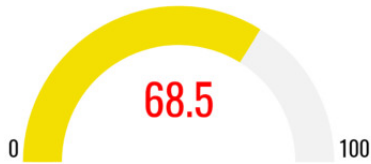
**9 INDUSTRY, INNOVATION AND INFRASTRUCTURE** The Logistics Performance Index score is low at 2.1 on a scale of 1-5, and its trend is decreasing. Expenditure on research and development (as a percentage of GDP) is also low.

**16 PEACE, JUSTICE AND STRONG INSTITUTIONS** The percentage of unsentenced detainees of prison population is high at 51.6%. In addition, the country has poor performance in terms of the timeliness of administrative proceedings, and its trend is stagnating.

# Turkmenistan

Ranked **19** out of 54 IsDB MCs

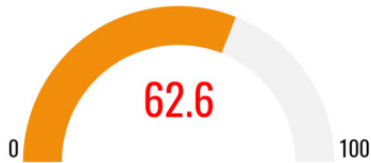
## Country Score



## Hub Score



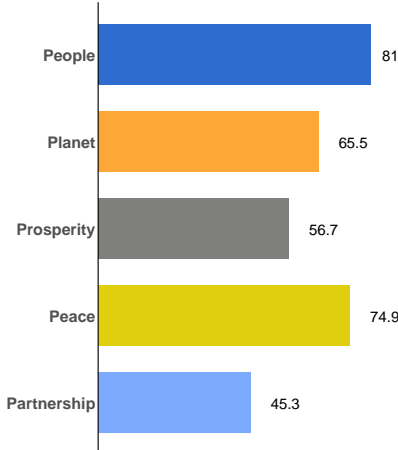
## Overall IsDB Score



## Goal Level Achievements



## Achievement by "5Ps"



## Country Trends Goal

1 NO POVERTY	2 ZERO HUNGER	3 GOOD HEALTH AND WELL-BEING	4 QUALITY EDUCATION	5 GENDER EQUALITY	6 CLEAN WATER AND SANITATION
→	→	→	●	↗	↑
7 AFFORDABLE AND CLEAN ENERGY	8 DECENT WORK AND ECONOMIC GROWTH	9 INDUSTRY, INNOVATION AND INFRASTRUCTURE	10 REDUCED INEQUALITIES	11 SUSTAINABLE CITIES AND COMMUNITIES	12 RESPONSIBLE CONSUMPTION AND PRODUCTION
↗	↓	→	●	→	↗
13 CLIMATE ACTION	14 LIFE BELOW WATER	15 LIFE ON LAND	16 PEACE, JUSTICE AND STRONG INSTITUTIONS	17 PARTNERSHIPS FOR THE GOALS	SUSTAINABLE DEVELOPMENT GOALS
→	●	→	→	→	

↓ Decreasing    → Stagnating    ↗ Moderately improving  
 ↑ On track or maintaining SDG achievement  
 ● Information unavailable

## Most challenging goals



The percentage of the population using the Internet is low (21.3%), and the mobile broadband subscriptions rate is also low (13.9 per 100 inhabitants). The number of scientific and technical journal articles (per 1,000 population) is very low, and its trend is stagnating.



The government spending on health and education (as a percentage of GDP) is low (4.3%) and its trend is decreasing. In addition, the Statistical Performance Index score is very low at 23.5 on a scale of 0 (worst) to 100 (best), and its trend is stagnating.



Freshwater withdrawal (% of available freshwater resources) and anthropogenic wastewater that receives treatment are very high.

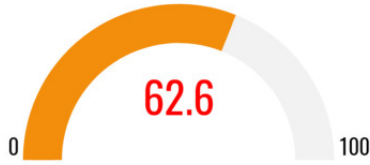
# Türkiye

Ranked **10** out of 54 IsDB MCs

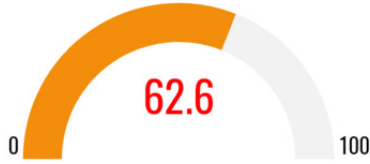
## Country Score



## Hub Score



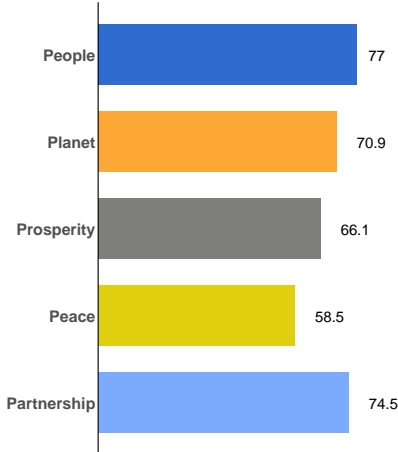
## Overall IsDB Score



## Goal Level Achievements



## Achievement by "5Ps"



## Country Trends Goal

1 NO POVERTY ↑	2 ZERO HUNGER →	3 GOOD HEALTH AND WELL-BEING ↗	4 QUALITY EDUCATION ↑	5 GENDER EQUALITY →	6 CLEAN WATER AND SANITATION ↗
7 AFFORDABLE AND CLEAN ENERGY ↗	8 DECENT WORK AND ECONOMIC GROWTH →	9 INDUSTRY, INNOVATION AND INFRASTRUCTURE ↗	10 REDUCED INEQUALITIES →	11 SUSTAINABLE CITIES AND COMMUNITIES →	12 RESPONSIBLE CONSUMPTION AND PRODUCTION ↗
13 CLIMATE ACTION →	14 LIFE BELOW WATER ↗	15 LIFE ON LAND →	16 PEACE, JUSTICE AND STRONG INSTITUTIONS →	17 PARTNERSHIPS FOR THE GOALS →	SUSTAINABLE DEVELOPMENT GOALS

↓ Decreasing → Stagnating ↗ Moderately improving  
 ↑ On track or maintaining SDG achievement  
 ● Information unavailable

## Most challenging goals



The Gini coefficient of income inequality is high at 41.9, and its trend is stagnating. Moreover, the Palma ratio of income inequality is high, and its trend is declining.

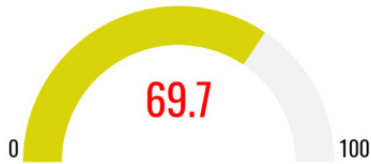
The ratio of female-to-male labor force participation rate is low at 48.0%, and the percentage of seats held by women in the national parliament is also low at 17.3%. In addition, their trends are stagnating.

The mean areas that are protected in terrestrial and freshwater sites important to biodiversity are very low and their trends are stagnating.

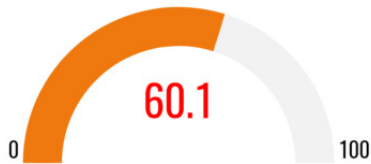
# U.A.E.

Ranked **14** out of 54 IsDB MCs

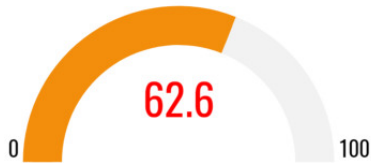
## Country Score



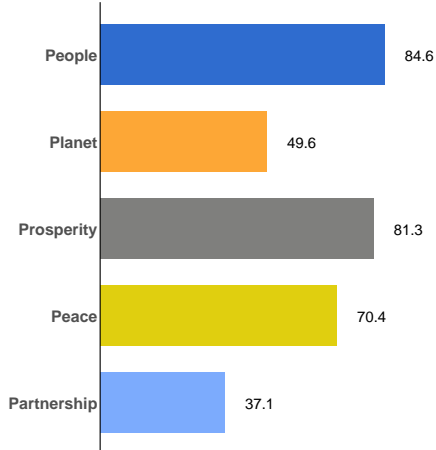
## Hub Score



## Overall IsDB Score



## Achievement by "5Ps"



## Goal Level Achievements



## Country Trends Goal

1 NO POVERTY	2 ZERO HUNGER	3 GOOD HEALTH AND WELL-BEING	4 QUALITY EDUCATION	5 GENDER EQUALITY	6 CLEAN WATER AND SANITATION
↑	↗	↗	→	↗	↗
↗	→	↑	●	↗	→
→	↗	→	↗	↗	SUSTAINABLE DEVELOPMENT GOALS

↓ Decreasing    → Stagnating    ↗ Moderately improving  
 ↑ On track or maintaining SDG achievement  
 ● Information unavailable

## Most challenging goals



CO2 emissions from fossil fuel combustion and cement production, CO2 emissions embodied in imports and in fossil fuel exports are very high.

The Corporate Tax Haven Score is very high at 98.3 on a scale of 0 (best) to 100 (worst). In addition, international concessional public finance, including official development assistance (% of GNI) is very low, and its trend is declining.

SO2 and Nitrogen emissions embodied in imports are high. In addition, electronic waste is also high.

# Uganda

Ranked **42** out of 54 IsDB MCs

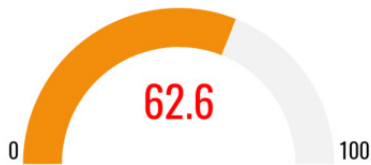
## Country Score



## Hub Score



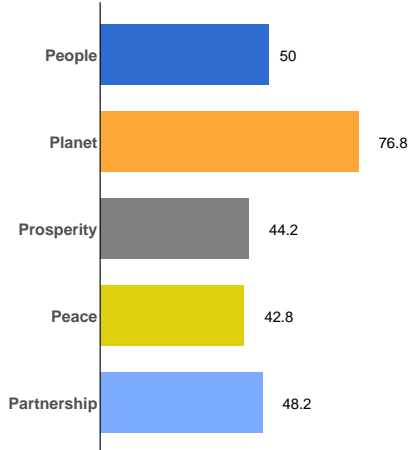
## Overall IsDB Score



## Goal Level Achievements



## Achievement by "5Ps"



## Country Trends Goal

1 NO POVERTY	2 ZERO HUNGER	3 GOOD HEALTH AND WELL-BEING	4 QUALITY EDUCATION	5 GENDER EQUALITY	6 CLEAN WATER AND SANITATION
→	↗	↗	●	↗	→
7 AFFORDABLE AND CLEAN ENERGY	8 DECENT WORK AND ECONOMIC GROWTH	9 INDUSTRY, INNOVATION AND INFRASTRUCTURE	10 REDUCED INEQUALITIES	11 SUSTAINABLE CITIES AND COMMUNITIES	12 RESPONSIBLE CONSUMPTION AND PRODUCTION
↗	↗	→	→	→	↑
13 CLIMATE ACTION	14 LIFE BELOW WATER	15 LIFE ON LAND	16 PEACE, JUSTICE AND STRONG INSTITUTIONS	17 PARTNERSHIPS FOR THE GOALS	SUSTAINABLE DEVELOPMENT GOALS
↗	●	↓	→	→	

↓ Decreasing    → Stagnating    ↗ Moderately improving  
 ↑ On track or maintaining SDG achievement  
 ● Information unavailable

## Most challenging goals



The poverty headcount ratio at \$2.15/day is 35.7% and at \$3.65/day is 60.2%, and their trends are stagnating.

The percentage of the population using the Internet is low (10.3%). The number of scientific and technical journal articles (per 1,000 population) is very low. Moreover, their trends are stagnating.

The population with access to electricity is low (55.9%), and access to clean fuels and technology for cooking is very low at 19.8%.



# Uzbekistan

Ranked 7 out of 54 IsDB MCs

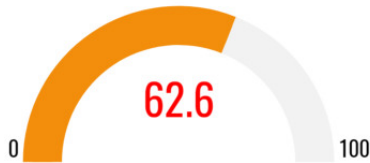
## Country Score



## Hub Score



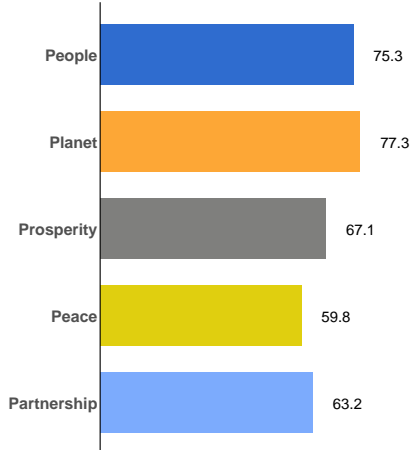
## Overall IsDB Score



## Goal Level Achievements



## Achievement by "5Ps"



## Country Trends Goal

1 NO POVERTY	2 ZERO HUNGER	3 GOOD HEALTH AND WELL-BEING	4 QUALITY EDUCATION	5 GENDER EQUALITY	6 CLEAN WATER AND SANITATION
↗	→	↗	↗	↑	↑
7 AFFORDABLE AND CLEAN ENERGY	8 DECENT WORK AND ECONOMIC GROWTH	9 INDUSTRY, INNOVATION AND INFRASTRUCTURE	10 REDUCED INEQUALITIES	11 SUSTAINABLE CITIES AND COMMUNITIES	12 RESPONSIBLE CONSUMPTION AND PRODUCTION
→	→	↗	●	↗	→
13 CLIMATE ACTION	14 LIFE BELOW WATER	15 LIFE ON LAND	16 PEACE, JUSTICE AND STRONG INSTITUTIONS	17 PARTNERSHIPS FOR THE GOALS	SUSTAINABLE DEVELOPMENT GOALS
↗	●	→	↗	↗	

↓ Decreasing    → Stagnating    ↗ Moderately improving  
 ↑ On track or maintaining SDG achievement  
 ● Information unavailable

## Most challenging goals



The number of scientific and technical journal articles (per 1,000 population) is very low, and its trend is stagnating. In addition, the percentage of the rural population with access to all-season roads is low.

Freshwater withdrawal (% of available freshwater resources) and anthropogenic wastewater that receives treatment are very high.

The Corruption Perception Index score is low at 31.0 on a scale of 0 (worst) to 100 (best). In addition, the Press Freedom Index score is also low, and its trend is stagnating.



# Yemen

Ranked **53** out of 54 IsDB MCs

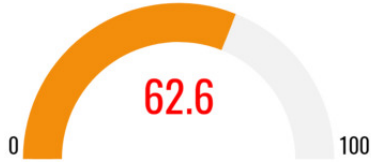
## Country Score



## Hub Score



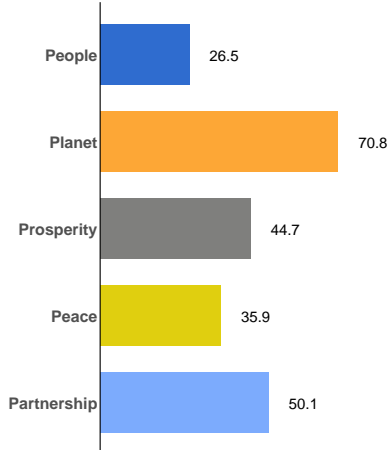
## Overall IsDB Score



## Goal Level Achievements



## Achievement by "5Ps"



## Country Trends Goal

1 NO POVERTY	2 ZERO HUNGER	3 GOOD HEALTH AND WELL-BEING	4 QUALITY EDUCATION	5 GENDER EQUALITY	6 CLEAN WATER AND SANITATION
↓	→	→	●	→	→
7 AFFORDABLE AND CLEAN ENERGY	8 DECENT WORK AND ECONOMIC GROWTH	9 INDUSTRY, INNOVATION AND INFRASTRUCTURE	10 REDUCED INEQUALITIES	11 SUSTAINABLE CITIES AND COMMUNITIES	12 RESPONSIBLE CONSUMPTION AND PRODUCTION
→	↗	→	●	↗	↗
13 CLIMATE ACTION	14 LIFE BELOW WATER	15 LIFE ON LAND	16 PEACE, JUSTICE AND STRONG INSTITUTIONS	17 PARTNERSHIPS FOR THE GOALS	SUSTAINABLE DEVELOPMENT GOALS
↑	↓	↓	↓	↓	

- ↓ Decreasing → Stagnating ↗ Moderately improving
- ↑ On track or maintaining SDG achievement
- Information unavailable

## Most challenging goals



The poverty headcount ratio at \$2.15/day is 66.0% and at \$3.65/day is 87.3%, and their trends have been declining.



The unmet demand for contraceptives is high at 40.5%. The ratio of female-to-male labor force participation rate is extremely low at 8.8%. In addition, their trends have been stagnating.



The percentage of the population using the Internet is low (26.7%), and the mobile broadband subscriptions rate is very low (5.0 per 100 inhabitants). Moreover, the number of scientific and technical journal articles (per 1,000 population) and R&D expenditure are very low, and their trends are stagnating.



**C**




**Annexes**

## Methodology

More detailed explanation, mostly taken from Bertelsmann Stiftung and SDSN (2023), is provided in a separate Technical Note available on our website.

### Indicator rating

The rating<sup>1</sup> for each indicator is done by using a dashboard consisting of four bands, indicating the following progress:

	Red indicates major challenges to meet SDG target.
	Orange and yellow indicate challenges remain.
	Green indicates SDG achievement.






The three color bands, ranging from yellow to orange and red, denotes an increasing distance from SDG achievement. The rating is done based on the comparison the indicator value with the upper and lower bounds and the thresholds (Bertelsmann Stiftung and SDSN, 2023).

### Indicator trend

To estimate indicator trend, the linear annual growth rates (i.e. annual percentage improvements) needed to achieve the target by 2030 (i.e. 2010-2030) is compared to the average annual growth rate over the most recent period (usually 2010-2015).

For each indicator, progress towards goal achievement on a particular indicator given in each MC presented using a 4-arrow system as shown and described below (Figure 1).

**Figure 1.** Dashboard of the individual indicator trend

				
<b>Decreasing</b>	<b>Stagnating</b>	<b>Moderately increasing</b>	<b>On track or Maintaining SDG achievement</b>	<b>No information available</b>
<b>Decreasing</b>	Indicator is moving in the wrong direction.			
<b>Stagnating</b>	Indicator remains stagnant or increasing at a rate below 50% of the growth needed to achieve the target by 2030.			
<b>Moderately increasing</b>	Indicator is increasing at a rate above 50% of the required growth rate, but below the rate needed to achieve the target by 2030.			
<b>On track or Maintaining SDG achievement</b>	Indicator is increasing at the rate needed or above to achieve the target by 2030.			

### The IsDB SDG Index

The derivation of the SDG Index of IsDB follows exactly the method used by the Bertelsmann Stiftung and Sustainable Development Solutions Network (SDSN) (2023). The SDG Index of IsDB is given in the form of MC score. The score indicates the achievement of MC towards the optimum value (target). Thus, if an MC has the score of 75 on an SDG, for instance, it means that the MC has covered three-quarters of the distance from worst to best.

The SDGs' targets (or upper bounds) used are the 'stretched targets', which may in some cases be different from the thresholds to be met by 2030. They are given in Table 13 of Bertelsmann Stiftung and Sustainable Development Solutions Network (SDSN) (2023). The upper bound for each indicator (94 indicators) was






<sup>1</sup> The approaches used are those of Bertelsmann Stiftung and SDSN (2023).

determined using a five-step process, as discussed in Bertelsmann Stiftung and Sustainable Development Solutions Network (2023).

## The IsDB SDG Index Dashboard

The dashboards aim to reflect insights on the overall goal performance including all indicators. It follows a simple grading system based on the SDG scores, ranging from Very Unsatisfactory (0 up to 20) to Very Satisfactory (80 – 100). The dashboard using a color-coded system from dark red (0 up to 20) to dark green (80 – 100) (see Table 1).

**Table 1. Score range, grade and the SDG Achievement Dashboard**

Score range	Grade	SDG Performance	Color Code
80 – 100	A	Very Satisfactory	
60 – up to 80	B	Satisfactory	
40 – up to 60	C	Fair	
20 – up to 40	D	Unsatisfactory	
0 – up to 20	F	Very Unsatisfactory	

## Country Coverage

It means that the IsDB Index is presented covers 54 MCs out of 57 MCs (sufficient data is not available for Guinea-Bissau, Libya and Palestine). In addition, of those 54 MCs, there are 22 MCs that do not have all of 17 SDG Scores: 12 MCs do not have Score for SDG14 (Afghanistan, Azerbaijan, Burkina Faso, Chad, Kazakhstan, the Kyrgyz Republic, Mali, Niger, Tajikistan, Turkmenistan, Uganda, Uzbekistan) and 6 MCs do not have Scores for both SDG1 and SDG10 (Bahrain, Brunei, Kuwait, Oman, Qatar, Saudi Arabia), additional 2 MCs do not have score only for SDG1 (Iraq, Syria) and 4 MCs do not have score only for SDG10 (Afghanistan, Guyana, Saudi Arabia, Turkmenistan). Finally, 1 MC does not have score for SDG13 (Qatar).

## Indicators Used

Following Bertelsmann Stiftung and SDSN (2023) there are around 97 global indicators<sup>2</sup> used for deriving the IsDB SDG Index. The number of indicators varies across SDGs with the following coverage, ranging from 2 indicators (SDG1, SDG10), 3 indicators (SDG13), 4 indicators (SDG4, SDG5, SDG7, SDG11), 5 indicators (SDG6, SDG15, SDG17), 6 indicators (SDG14), 7 indicators (SDG8, SDG9, SDG12) 8 indicators (SDG2), 11 indicators (SDG16), and 14 indicators (SDG3). The complete description of the indicators is available in the Bertelsmann Stiftung and SDSN (2023).

<sup>2</sup> There is a slight variation depending on data availability in the countries.

## Presentation

The presentation is provided in four parts (Part I to Part IV).

Part I presents the achievement of IsDB as a group indicating its overall achievement and the SDG scores by the 5 Dimensions (People, Planet, Prosperity, Peace and Partnership). The polar of the IsDB SDGs achievement in each of the 17 Goals and the rankings for the overall SDG score by Member Countries (MCs) are also provided.

Part II provides SDGs achievements and rankings for each of the 17 Goals by Member Countries (MCs). Part III gives the SDG Scores for each of the Regional Hubs, including Headquarters. Each presentation provides the achievement by the 5 Ps and by the 17 Goals. A highlight is also given in each presentation.

The last presentation is the Country Profiles providing the SDGs information in each of the 54 MCs, including each MC Score, Regional Hub Score and IsDB Score. Each presentation provides the achievement by the 5Ps and the 17 Goals. In addition, the three most challenging SDGs for each country are also given, together with the value, rating and trend of all indicators in each of the three Goals.

It is important to note that the score for IsDB, and the Hubs are their corresponding SDGs score values (weighted average across MCs), not the usual (simple) average SDG score across MCs. The difference in interpreting the simple average score and the aggregate (weighted) score is given in a separate Technical Note available on our website.

## Regional Groups and Hubs

<b>PARAMARIBO (SURINAME) HUB</b>	<b>CAIRO (EGYPT) HUB</b>	<b>RABAT (MOROCCO) HUB</b>	<b>ANKARA (TÜRKIYE) HUB</b>
Guyana	Egypt	Algeria	Afghanistan
Suriname	Iraq	Libya*	Albania
	Jordan	Mauritania	Azerbaijan
	Lebanon	Morocco	Iran
	Palestine*	Tunisia	Pakistan
	Sudan		Turkey
	Syria		
<b>ABUJA (NIGERIA) HUB</b>	<b>DAKAR (SENEGAL) HUB</b>	<b>KAMPALA (UGANDA) HUB</b>	<b>GCC and Yemen</b>
Benin	Côte d'Ivoire	Comoros	Bahrain
Burkina Faso	Gambia	Djibouti	Kuwait
Cameroon	Guinea	Mozambique	Oman
Chad	Guinea-Bissau*	Somalia	Qatar
Gabon	Mali	Uganda	Saudi Arabia
Niger	Senegal		U.A.E.
Nigeria	Sierra Leone		Yemen
Togo			
<b>ALMATY (KAZAKHSTAN) HUB</b>	<b>JAKARTA (INDONESIA) HUB</b>	<b>DHAKA (BANGLADESH) HUB</b>	
Kazakhstan	Brunei	Bangladesh	
Kyrgyz Republic	Indonesia	Maldives	
Tajikistan			
Turkmenistan			
Uzbekistan			

\* SDG Scores data is not available.

## References

African Development Bank (AfDB). 2019. Africa SDG Index and Dashboards Report 2019. AfDB.

Bertelsmann Stiftung and Sustainable Development Solutions Network (SDSN). 2023. Global Responsibilities: Implementing the Goals. New York: Bertelsmann Stiftung and SDSN.

Halkos, G. 2011. "Environmental Pollution and Economic Development: Explaining the Existence of an Environmental Kuznets Curve." Volume VI/Issue 2(16)/Summer/2011. <http://citeseerx.ist.psu.edu/viewdoc/>

ICLEI. 2015. "From MDGs to SDGs: What are the Sustainable Development Goals." Briefing Sheet-Urban Issues. No.1. <http://localizingthesdgs.org/library/251/Form-MDGs-to-SDGs-What-are-the-Sustainable-Development-Goals.pdf>.

Islamic Development Bank (IsDB). 2023. "IsDB Country Snapshot 2023 Q2". Jeddah: IsDB.

Mead, L. 2017. "How Can Progress on Infrastructure, Industry and Innovation Contribute to Achieving the SDGs?." IISD: SDG Knowledge Hub. <http://sdg.iisd.org/commentary/policy-briefs/how-can-progress-on-infrastructure-industry-and-innovation-contribute-to-achieving-the-sdgs/>

OECD, 2019. "Measuring Distance to the SDG Targets 2019". OECD. <https://www.oecd.org/sdd/measuring-distance-to-the-sdg-targets-2019-a8caf3fa-en.htm>

Seers, D. 1969. "The Meaning of Development". IDS Communication 44, The Hague: Institute of Development Studies (IDS).

UN ESCAP. 2020. Asia and the Pacific SDG Progress Report 2017. Bangkok: UN ESCAP.



# Corporate Profile

## ESTABLISHMENT

The Islamic Development Bank Institute, a Member of the Islamic Development Bank (IsDB) Group, was established in 1981 with the primary aim of supporting the IsDB's mission of providing development finance in accordance with Islamic law.

## STRATEGIC GOAL

To develop knowledge-based Islamic economic and financial solutions to support socio-economic development in IsDB Member Countries and Muslim communities worldwide.

## MISSION

- ▶ To lead in providing innovative, knowledge-based solutions for development challenges facing IsDB Member Countries in accordance with the principles of Islamic Economics and Finance.
- ▶ To lead in providing learning and capacity building for IsDB Member Countries to achieve the Sustainable Development Goals (SDGs).
- ▶ To work with partners to deliver cutting-edge research, enhance human capital and provide information services to support the development of the Islamic financial industry worldwide.



# About the Islamic Development Bank Institute

The Islamic Development Bank Institute is the knowledge beacon of the Islamic Development Bank Group. Guided by the principles of Islamic economics and finance, the Islamic Development Bank Institute is mandated to lead the development of innovative knowledge-based solutions to support the sustainable economic advancement of IsDB Member Countries and various Muslim communities worldwide. The Institute enables economic development through pioneering research and original economic analysis, human capital development, and knowledge creation, dissemination and management. The Institute leads initiatives that enable Islamic finance ecosystems, ultimately helping Member Countries achieve their development objectives.



## The Islamic Development Bank Institute

8111 King Khalid Street, Al Nuzlah Yamania, Unit 1, Jeddah, 22332 - 2444, Kingdom of Saudi Arabia

 (+966-12) 636 1400  (+966-12) 636 8927  isdbi-info@isdb.org  www.isdbinstitute.org

